Consolidated Plan Set

Architectural Set

MACQUARIE POINT MULTIPURPOSE STADIUM

41 Evans St, Hobart TAS 7000
322070.00

DRAWING LIST

SHEET NUMBER	SHEET NAME	Current Revision
MPMS-CXC-DR-01-A11-0200	PROPOSED CONTEXT PLAN	P2
MPMS-CXC-DR-01-A11-1000	SITE PLAN EXISTING CONDITIONS	P2
MPMS-CXC-DR-01-A11-2000	SITE PLAN PROPOSED	P2
MPMS-CXC-DR-01-A11-3000	GROUND PLANE - EXTERNAL CONCOURSE PLAN	P2
MPMS-CXC-DR-01-A12-0000	NORTHERN CAR PARK	P2
MPMS-CXC-DR-01-A15-1000	EXISTING CONDITIONS AND DEMOLITION PLAN - LEVEL GROUND	P2
MPMS-CXC-DR-01-A20-0010	GENERAL ARRANGEMENT - LEVEL 0 FIELD LEVEL PLAN	P2
MPMS-CXC-DR-01-A20-0020	GENERAL ARRANGEMENT - LEVEL 1 CONCOURSE PLAN	P3
MPMS-CXC-DR-01-A20-0021	GENERAL ARRANGEMENT - LEVEL 1M PLAN	P2
MPMS-CXC-DR-01-A20-0030	GENERAL ARRANGEMENT - LEVEL 2 STADIUM CLUB PLAN	P2
MPMS-CXC-DR-01-A20-0040	GENERAL ARRANGEMENT - LEVEL 3 MEDIA PLAN	P2
MPMS-CXC-DR-01-A20-0050	GENERAL ARRANGEMENT - LEVEL 4 GANTRY LEVEL	P3
MPMS-CXC-DR-01-A20-0060	GENERAL ARRANGEMENT - ROOF PLAN	P3
MPMS-CXC-DR-01-A30-2000-1	BUILDING ELEVATIONS - EAST AND WEST	P2
MPMS-CXC-DR-01-A30-2000-2	BUILDING ELEVATIONS - NORTH AND SOUTH	P3
MPMS-CXC-DR-01-A30-2000-3	FAÇADE PART ELEVATION	P3
MPMS-CXC-DR-01-A30-2000-4	FAÇADE PART ELEVATION	P2
MPMS-CXC-DR-01-A30-2000-5	FAÇADE PART ELEVATION	P2
MPMS-CXC-DR-01-A30-2000-6	FAÇADE PART ELEVATION	P2
MPMS-CXC-DR-01-A30-2000-7	EXTERNAL MATERIALS SCHEDULE	P2
MPMS-CXC-DR-01-A30-2000-8	EXTERNAL MATERIALS SCHEDULE	P2
MPMS-CXC-DR-01-A40-0000-0	SITE SECTIONS	P2
MPMS-CXC-DR-01-A40-0010-0	BUILDING SECTIONS - EAST	P2
MPMS-CXC-DR-01-A40-0011-0	BUILDING SECTIONS - NORTH	P2
MPMS-CXC-DR-01-A40-0012-0	BUILDING SECTIONS - SOUTH	P2
MPMS-CXC-DR-01-A40-0013-0	BUILDING SECTIONS - WEST	P2
MPMS-CXC-DR-01-A80-0000	SOLAR STUDIES	P2

© COPYRIGHT COX ARCHITECTURE PTY LTD ACN 002 558 897
ANY FORM OF REPRODUCTION OF THIS DRAWING IN FULL OR IN PART WITHOUT THE WRITTEN PERMISSION OF COX ARCHITECTURE PTY LTD CONSTITUTES AN INFRINGEMENT OF COPYRIGHT

Rev	Description	By	Date
P1	ISSUED FOR PROJECT OF STATE SIGNIFICANCE		18.08.2024
P2	ISSUED FOR PROJECT OF STATE SIGNIFICANCE		31.01.2025
P3	ISSUED FOR PROJECT OF STATE SIGNIFICANCE		03.03.2025

COX
Cox Architecture
Level 2, 167 Flinders Lane
Melbourne VIC 3000
Australia

T + 61 3 9650 3288
coxarchitecture.com.au

CUMULUS
Cumulus Studio
Level 2, 147 Macquarie Street
Hobart TAS 7000
Australia

T + 61 3 6231 4841
www.cumulus.studio

Scale

Zone

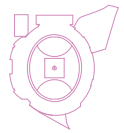

Client
Macquarie Point Development Corporation

Project No.
322070.00

Project
MACQUARIE POINT MULTIPURPOSE STADIUM
41 Evans St, Hobart TAS 7000

Acknowledgement
The Stadium Team acknowledge the traditional owners of this land, the Muwinina people, and pay respect to those that have passed before us. We acknowledge today's Tasmanian Aboriginal people, the Palawa, their Elders, and their enduring custodianship of Lutruwita/Tasmania.

Drawing Title
COVER SHEET - DRAWING INDEX

Document Control Status:
PoSS

Co-ordinated: MM	Drawn: OA
Project Architect: MM	Scale: @ A0
Project Director: AR/SH	Revision Date: 03.03.2025
Drawing Number: MPMS-CXC-DR-01-A00-0000	Revision: P3

PLOT STAMP DATE: 03/03/2025 9:38:37 PM

© COPYRIGHT COX ARCHITECTURE PTY LTD ACN 063 326 961
WITHOUT PRIOR PERMISSION OR THE OTHERWISE ALLOWED BY COPYRIGHT THIS DOCUMENT MAY NOT BE REPRODUCED OR USED. ARCHITECTURE PTY LTD CONSULTING ENGINEERS ASSUMES NO LIABILITY

Rev	Description	By	Date
P3	ISSUED FOR PROJECT OF STATE [redacted] ADVICE		15.04.2026
P2	ISSUED FOR PROJECT OF STATE [redacted] ADVICE		17.21.2026

COX

Cox Architecture
Level 2, 127 Flinders Lane
Melbourne VIC 3000
Australia

T + 61 3 9650 7266
coxarchitecture.com.au

CUMULUS

Cumulus Studio
Level 2, 147 Macquarie Street
Hobart TAS 7000
Australia

T + 61 3 6231 4641
www.cumulusstudio

Scale

Zone

Client
Macquarie Point Development Corporation

Project No.
322070.00

Project
MACQUARIE POINT MULTIPURPOSE STADIUM
41 Evans St, Hobart TAS 7000

Acknowledgement
The Stadium Team acknowledge the traditional owners of the land, the Muwinina people, and pay respect to those that have passed before us. We acknowledge lutruita/lutruwita (Tasmanian Aboriginal) people, the Palawa, their Elders, and their enduring custodianship of Lutruwita/Tasmania.

Drawing Title
EXISTING CONTEXT PLAN

Document Control Status:
PoSS

Co-ordinated: NIU	Drawn: CK
Project Architect: NIU	Scale: 1 : 2000 @ A0
Project Director: ARGH	Revision Date: 31.01.2026
Drawing Number: MPMS-CXC-DR-01-A11-0000	Revision: P2

PLOT STAMP DATE: 04/07/2026 2:13:17 PM

© COX PROJECT COX ARCHITECTURE PTY LTD ACN 063 326 961
WITHOUT PERMISSION FROM THE OWNER IN WRITING, NO USE OR REPRODUCTION OF THIS DOCUMENT IS PERMITTED. THE COPYRIGHT IN THIS DOCUMENT IS THE PROPERTY OF COX ARCHITECTURE PTY LTD. COPYRIGHT

Rev	Description	By	Date
P1	ISSUED FOR PROJECT OF STATE DEVELOPMENT ADVICE		15.04.2020
P2	ISSUED FOR PROJECT OF STATE DEVELOPMENT ADVICE		17.01.2020

COX

Cox Architecture
Level 2, 147 Flinders Lane
Melbourne VIC 3000
Australia

T + 61 3 9650 7266
coxarchitecture.com.au

CUMULUS

Cumulus Studio
Level 2, 147 Macquarie Street
Hobart TAS 7000
Australia

T + 61 3 6231 4641
www.cumulusstudio

Scale

Zone

Client
Macquarie Point Development Corporation

Project No.
322070.00

Project
MACQUARIE POINT MULTIPURPOSE STADIUM
41 Evans St, Hobart TAS 7000

Acknowledgement
The Stadium Team acknowledge the traditional owners of this land, the Muwinina people, and pay respect to those that have passed before us. We acknowledge Tasks A, Tasmanian Aboriginal people, the Palawa, their Elders, and their enduring custodianship of Lutwerte/Tasmania.

Drawing Title
SITE PLAN EXISTING CONDITIONS

Document Control Status:
PoSS

Co-ordinated: NJ/J	Drawn: CA
Project Architect: NJ/J	Scale: 1:1000 @ A0
Project Director: ARGH	Revision Date: 31.01.2020
Drawing Number: MPMS-CXC-DR-01-A11-1000	Revision: P2

PLOT STAMP DATE: 04/02/2020 4:39:17 PM

© COX PROJECT (DS) ARCHITECTURE PTY LTD ACN 063 336 687
WITHOUT PERMISSION OR OF THE OWNER IN WHOLE OR PART THEREOF THE OPINION PRINCIPLES OF COX ARCHITECTURE PTY LTD CONSTITUTE INFRINGEMENT OF COPYRIGHT

Rev	Description	By	Date
P3	ISSUED FOR PROJECT OF STATE (SHALL) ADVICE		15.04.2025
P2	ISSUED FOR PROJECT OF STATE (SHALL) ADVICE		17.01.2025

COX

Cox Architecture
Level 2, 127 Flinders Lane
Melbourne VIC 3000
Australia

T + 61 3 9650 7266
coxarchitecture.com.au

CUMULUS

Cumulus Studio
Level 2, 147 Macquarie Street
Hobart TAS 7000
Australia

T + 61 3 6231 4641
www.cumulusstudio

Scale

Zone

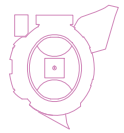

Client
Macquarie Point Development Corporation

Project No.
322070.00

Project
MACQUARIE POINT MULTIPURPOSE STADIUM
41 Evans St, Hobart TAS 7000

Acknowledgement
The Stadium Team acknowledge the traditional owners of the land, the Muwinina people, and pay respect to those that have passed before us. We acknowledge Tasmanian Aboriginal people, the Palawa, their Elders, and their enduring custodianship of Lutwyche Tasmania.

Drawing Title
SITE PLAN PROPOSED

Document Control Status:
PoSS

Co-ordinated: NJU	Drawn: CA
Project Architect: NJU	Scale: 1 : 1000 @ A0
Project Director: ARGH	Revision Date: 31.01.2025
Drawing Number: MPMS-CXC-DR-01-A11-2000	Revision: P2

PLOT STAMP DATE: 24/07/2025 2:38:47 PM

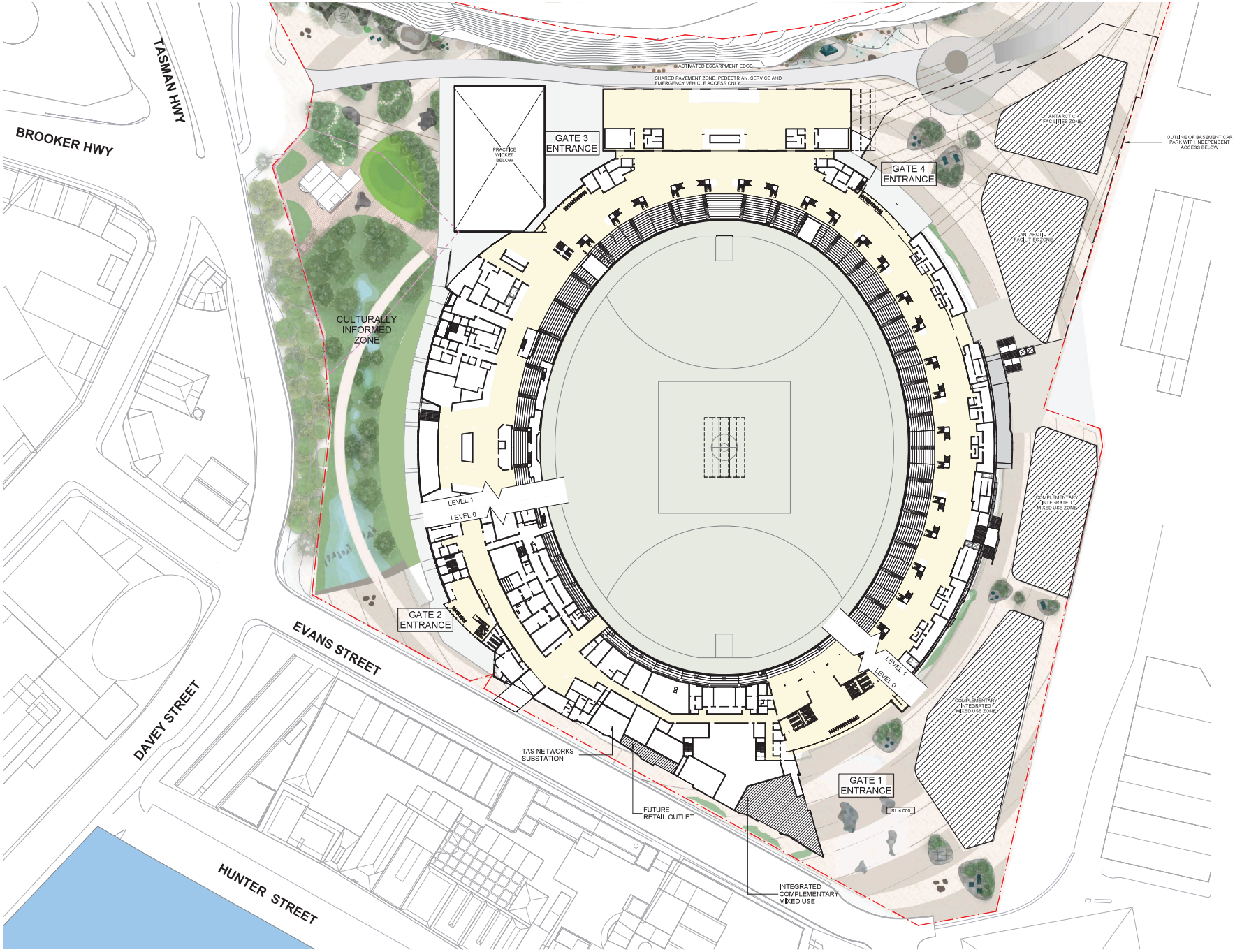

Scale 1:500

0 5m 10m 25m 50m

© COX ARCHITECTURE PTY LTD ACN 063 326 961
AN INSTRUMENT OF SERVICE AND AS SUCH REMAINS THE INTELLECTUAL PROPERTY OF COX ARCHITECTURE PTY LTD. COPYRIGHT IN THIS DOCUMENT MUST NOT BE REPRODUCED WITHOUT THE WRITTEN PERMISSION OF COX ARCHITECTURE PTY LTD. CONTRAVENTION MAY RESULT IN LEGAL ACTION.

Rev	Description	By	Date
P1	ISSUED FOR PROJECT OF STATE (draft) STATUS		15.04.2025
P2	ISSUED FOR PROJECT OF STATE (draft) STATUS		17.01.2026

COX

Cox Architecture
Level 2, 147 Flinders Lane
Melbourne VIC 3000
Australia
T + 61 3 9650 7266
coxarchitecture.com.au

CUMULUS

Cumulus Studio
Level 2, 147 Macquarie Street
Hobart TAS 7000
Australia
T + 61 3 6231 4641
www.cumulusstudio

Scale

Zone

Client
Macquarie Point Development Corporation

Project No.
322070.00

Project
MACQUARIE POINT MULTIPURPOSE STADIUM
41 Evans St, Hobart TAS 7000

Acknowledgement
The Stadium Team acknowledge the traditional owners of the land, the Muwinina people, and pay respect to those that have passed before us. We acknowledge Tasks A, Tasmanian Aboriginal people, the Palawa, their Elders, and their enduring contribution to Lutwidhe Tasmania.

Drawing Title
GROUND PLANE - EXTERNAL CONCOURSE PLAN

Document Control Status:
PoSS

Co-ordinated: MJ	Drawn: CA
Project Architect: MJ	Scale: 1 : 500 @ A0
Project Director: ARGH	Revision Date: 31.01.2026
Drawing Number: MPMS-CXC-DR-01-A11-3000	Revision: P2

PLOT STAMP DATE: 04/02/2026 3:19:11 PM

© COPYRIGHT COX ARCHITECTURE PTY LTD ACN 602 587 991
WARNING IF PERMISSION HAS NOT BEEN GIVEN TO YOU, DO NOT COPY OR REPRODUCE THIS DOCUMENT OR ANY PART THEREOF. THIS DOCUMENT IS THE PROPERTY OF COX ARCHITECTURE PTY LTD. COPYRIGHT IS RESERVED.

Rev	Description	By	Date
P1	ISSUED FOR PROJECT OF STATE (draft) ADVICE		15.04.2020
P2	ISSUED FOR PROJECT OF STATE (draft) ADVICE		17.21.2020

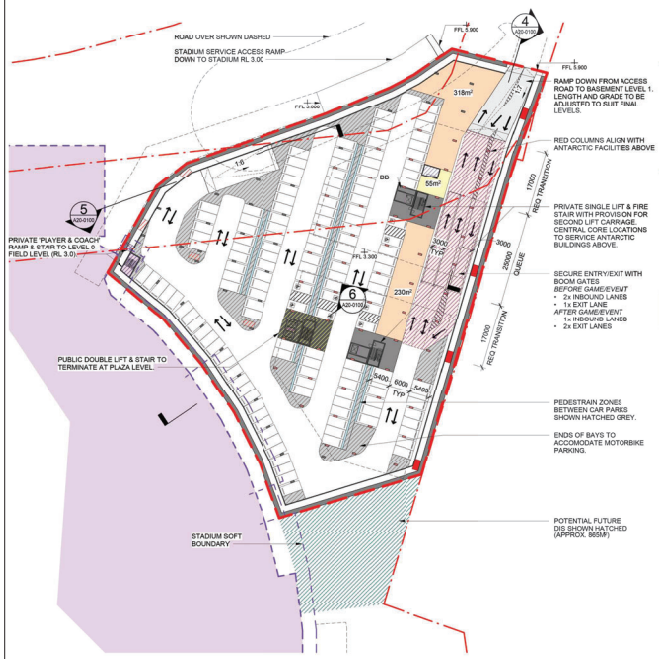

1 BASEMENT 1 - CAR PARK
SCALE 1 : 500

2 BASEMENT 2 - CAR PARK
SCALE 1 : 500

3 BASEMENT 3 - CAR PARK
SCALE 1 : 500

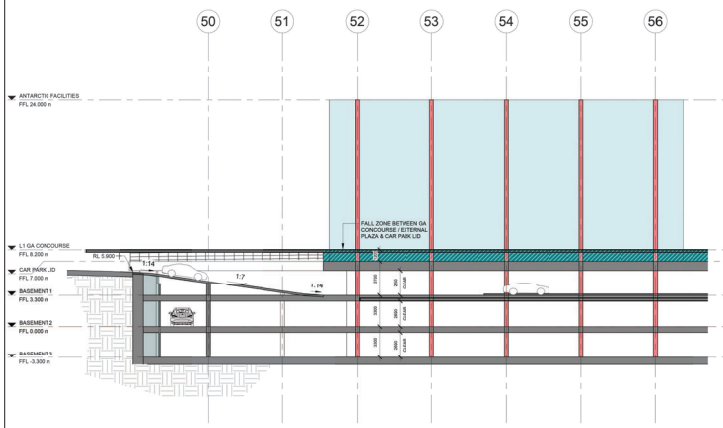

4 SECTION 1 - CAR PARK
SCALE 1 : 200

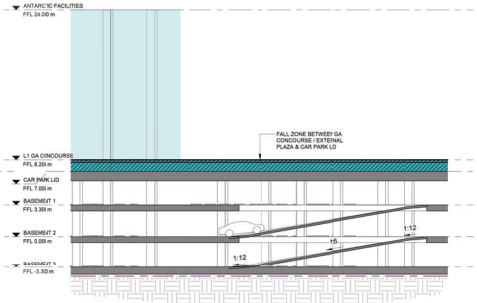

5 SECTION 2 - CAR PARK
SCALE 1 : 200

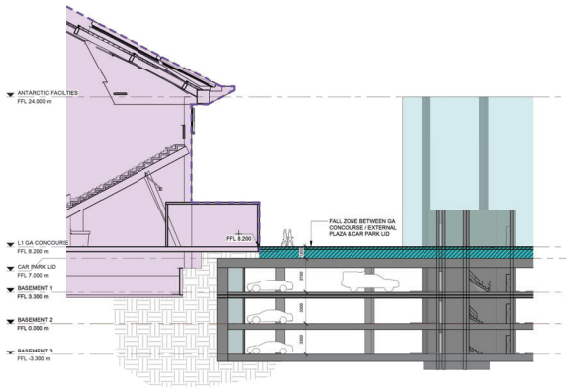

6 SECTION 3 - CAR PARK
SCALE 1 : 200

PARKING SCHEDULE

Level	Count
BASEMENT 1	195
BASEMENT 2	191
BASEMENT 3	146
Grand Total	832

8x DEDICATED DDACAR PARKS INCLUDED IN BASEMENT 1 CALCULATIONS

PROVISION FOR ENTIRE BASEMENT1 TO ACCOMODATE 105 DDACAR PARKS. 8 DDACAR PARKS WITH 2 PARKWAY DDACARS & DDA SHARED ZONE WITH RETRACTABLE BOLLARDS.

CAR PARK GENERAL ARRANGEMENT

- TITLE BOUNDARY
- CAR PARK ENVILOPE

CAR PARK DEPARTMENT

- STADIUM ENVILOPE
- QUEUEINGZONE
- DISZONE
- BIKE PARKING / STORAGEZONE
- ELECTRIC VEHICLE CHARGINGZONE
- CONTROL ROOMZONE
- PUBLIC CORE (DOUBLE LIFT & ITAIR)
- PRIVATE CORE (SINGLE LIFT & ITAIR)
- COACHES & PLAYERS ACCESS
- CAR PARK LINE MAIKING
- ANTARCTIC FACILCITES
- EXHAUST RISER (EXTENDS 3M ABOVE GRUND)
- AIR INTAKE RISER (TERMINATES AT GRUND)
- ACTIVE BUILDING EDGES

COX

Cox Architecture
Level 2, 127 Flinders Lane
Melbourne VIC 3000
Australia

T + 61 3 9650 2000
coxarchitecture.com.au

CUMULUS

Cumulus Studio
Level 2, 147 Macquarie Street
Hobart TAS 7000
Australia

T + 61 3 6231 4641
www.cumulusstudio

Scale

Zone

Client
Macquarie Point Development Corporation

Project No.
322070.00

Project
MACQUARIE POINT MULTIPURPOSE STADIUM
41 Evans St, Hobart TAS 7000

Acknowledgement
The Stadium Team acknowledge the traditional owners of this land, the Muwinina people, and pay respect to those that have passed before us. We acknowledge lutruwita / Tasmanian Aboriginal people, the Palawa, their Elders, and their enduring custodianship of Lutruwita/Tasmania.

Drawing Title
NORTHERN CAR PARK

Document Control Status:
PoSS

Coordinated: TJ/LI	Drawn: CA
Project Architect: TJ/LI	Scale: @ A0
Project Director: ARGH	Revision Date: 31.01.2020
Drawing Number: MPMS-CXC-DR-01-A12-0000	Revision: P2

PLOT STAMP DATE: 04/02/2020 2:14:46 PM

© COX PROJECT COX ARCHITECTURE PTY LTD ACN 063 326 961
WITHOUT PERMISSION OR OF THE DRAWING BUILDING OR PART THEREOF THE OPTION PARAGRAPH OF COX ARCHITECTURE PTY LTD CONSTITUTES AN INFRINGEMENT OF COPYRIGHT

Rev	Description	By	Date
P1	ISSUED FOR PROJECT OF STATE (SHIP) ADVICE		15.04.2025
P2	ISSUED FOR PROJECT OF STATE (SHIP) ADVICE		17.21.2025

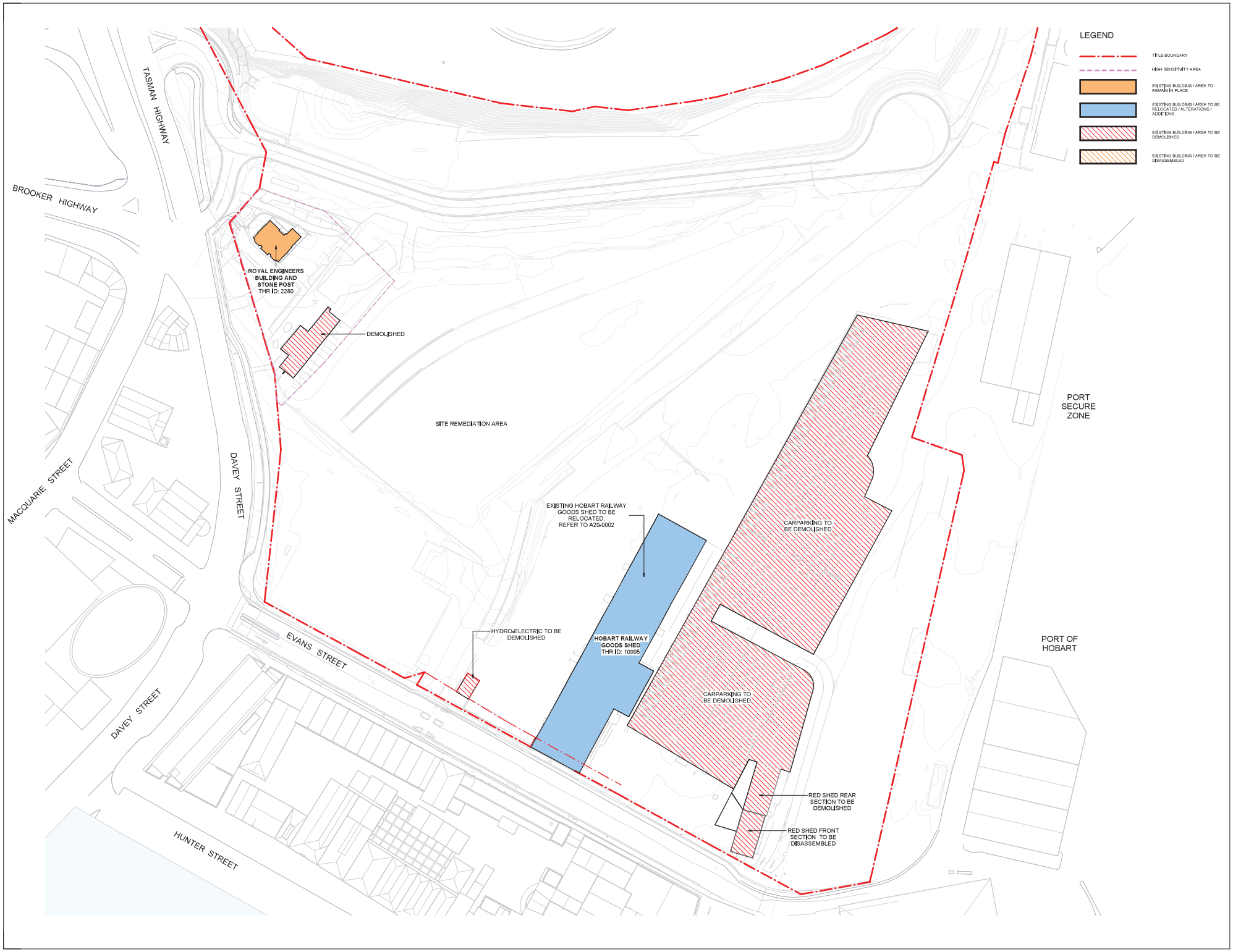

COX

Cox Architecture
Level 2, 127 Flinders Lane
Melbourne VIC 3000
Australia

T + 61 3 9650 7266
coxarchitecture.com.au

CUMULUS

Cumulus Studio
Level 2, 147 Macquarie Street
Hobart TAS 7000
Australia

T + 61 3 6231 4641
www.cumulusstudio

Scale

Zone

Client
Macquarie Point Development Corporation

Project No.
322070.00

Project
MACQUARIE POINT MULTIPURPOSE STADIUM
41 Evans St, Hobart TAS 7000

Acknowledgement
The Stadium Team acknowledge the traditional owners of the land, the Muwinina people, and pay respect to those that have passed before us. We acknowledge today's Tasmanian Aboriginal people, the Palawa, their Elders, and their enduring custodianship of Lutwatha/Tasmania.

Drawing Title
EXISTING CONDITIONS AND DEMOLITION PLAN - LEVEL GROUND

Document Control Status:
PoSS

Co-ordinated: JULI	Drawn: CA
Project Architect: JULI	Scale: As indicated @ A0
Project Director: ARGH	Revision Date: 31.01.2025
Drawing Number: MPMS-CXC-DR-01-A15-1000	Revision: P2

PLOT STAMP DATE: 04/02/2025 9:30:21 PM

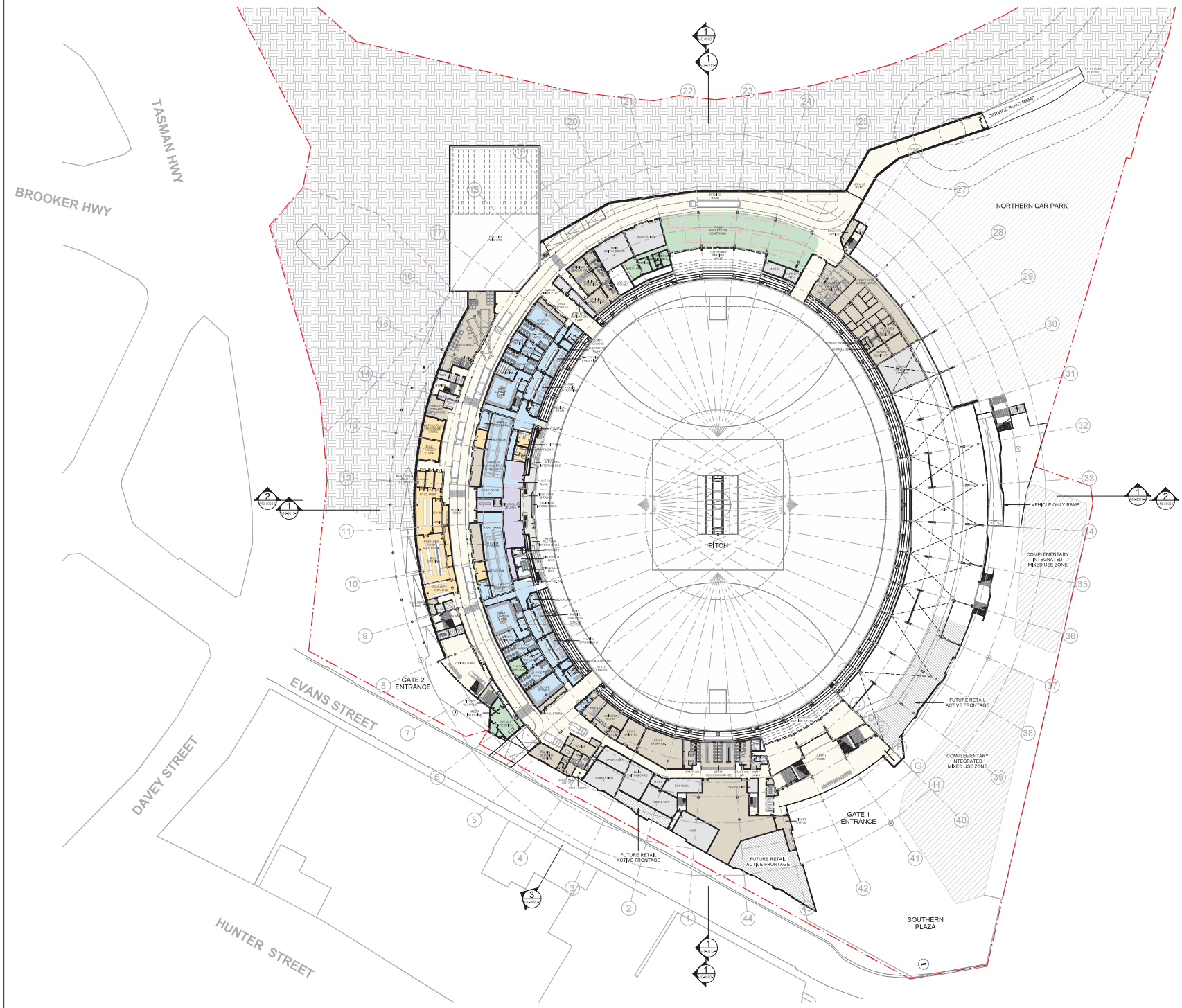

GENERAL ARRANGEMENT

- TITLE BOUNDARY
- HIGH SENSITIVITY AREA
- POSS BOUNDARY MULTIPURPOSE STADIUM ZONE *(MAC POINT PRECINCT PLAN 2023)*
- EXTENT OF ROOF OVER

INTEGRATED COMPLEMENTARY MIXED USE DEVELOPMENT REFER TO MACQUARIE POINT PROJECT OF STATE SIGNIFICANCE URBAN DESIGN FRAMEWORK REPORT

DEPARTMENT LEGEND

- TRANSPORT AND CIRCULATION
- CATERING FACILITIES
- PUBLIC AMENITIES
- SERVICES
- MEDIA BROADCAST
- PREMIUM AREAS
- BACK OF HOUSE
- TEAM FACILITIES

SIGNAGE

- SITE TOTEM SIGN LOCATION
- DIRECTIONAL SIGN LOCATION

AREA SCHEDULE

TRANSPORT AND CIRCULATION	22175 m²
CATERING FACILITIES	3610 m²
PUBLIC AMENITIES	2195 m²
SERVICES	2365 m²
MEDIA BROADCAST	3285 m²
PREMIUM AREAS	2850 m²
BACK OF HOUSE	3610 m²
TEAM FACILITIES	2640 m²
FUTURE RETAIL	1210 m²

TOTAL BUILDING AREA. FINAL SPLIT OF AREAS SUBJECT TO CHANGE ON BUILDING APPLICATION.

© COX PROJECT COX ARCHITECTURE PTY LTD ACN 063 326 961
WITHOUT PERMISSION FROM COX THE DRAWING, BUILDING AND ANY PART THEREOF THEREIN MAY INFRINGE COPYRIGHT

Rev	Description	By	Date
P1	ISSUED FOR PROJECT OF STATE SIGNIFICANCE		11.04.2025
P2	ISSUED FOR PROJECT OF STATE SIGNIFICANCE		11.21.2025

COX
Cox Architecture
Level 2, 127 Flinders Lane
Melbourne VIC 3000
Australia
T + 61 3 9650 7266
coxarchitecture.com.au

CUMULUS
Cumulus Studio
Level 2, 147 Macquarie Street
Hobart TAS 7000
Australia
T + 61 3 6231 4641
www.cumulusstudio

Scale

Zone

Client
Macquarie Point Development Corporation

Project No.
322070.00

Project
MACQUARIE POINT MULTIPURPOSE STADIUM
41 Evans St, Hobart TAS 7000

Acknowledgement
The Stadium Team acknowledge the traditional owners of the land, the Muwinina people, and pay respect to those that have passed before us. We acknowledge Tasks A, Tasmanian Aboriginal people, the Palawa, their Elders, and their enduring custodianship of Lutwyche Tasmania.

Drawing Title
GENERAL ARRANGEMENT - LEVEL 0
FIELD LEVEL PLAN

Document Control Status:
PoSS

Co-ordinated: JULI	Drawn: CA
Project Architect: JULI	Scale: 1 : 500 @ A0
Project Director: ARGH	Revision Date: 21.11.2025
Drawing Number: MPMS-CXC-DR-01-A20-0010	Revision: P2

PLOT STAMP DATE: 24/11/2025 9:50:41 PM

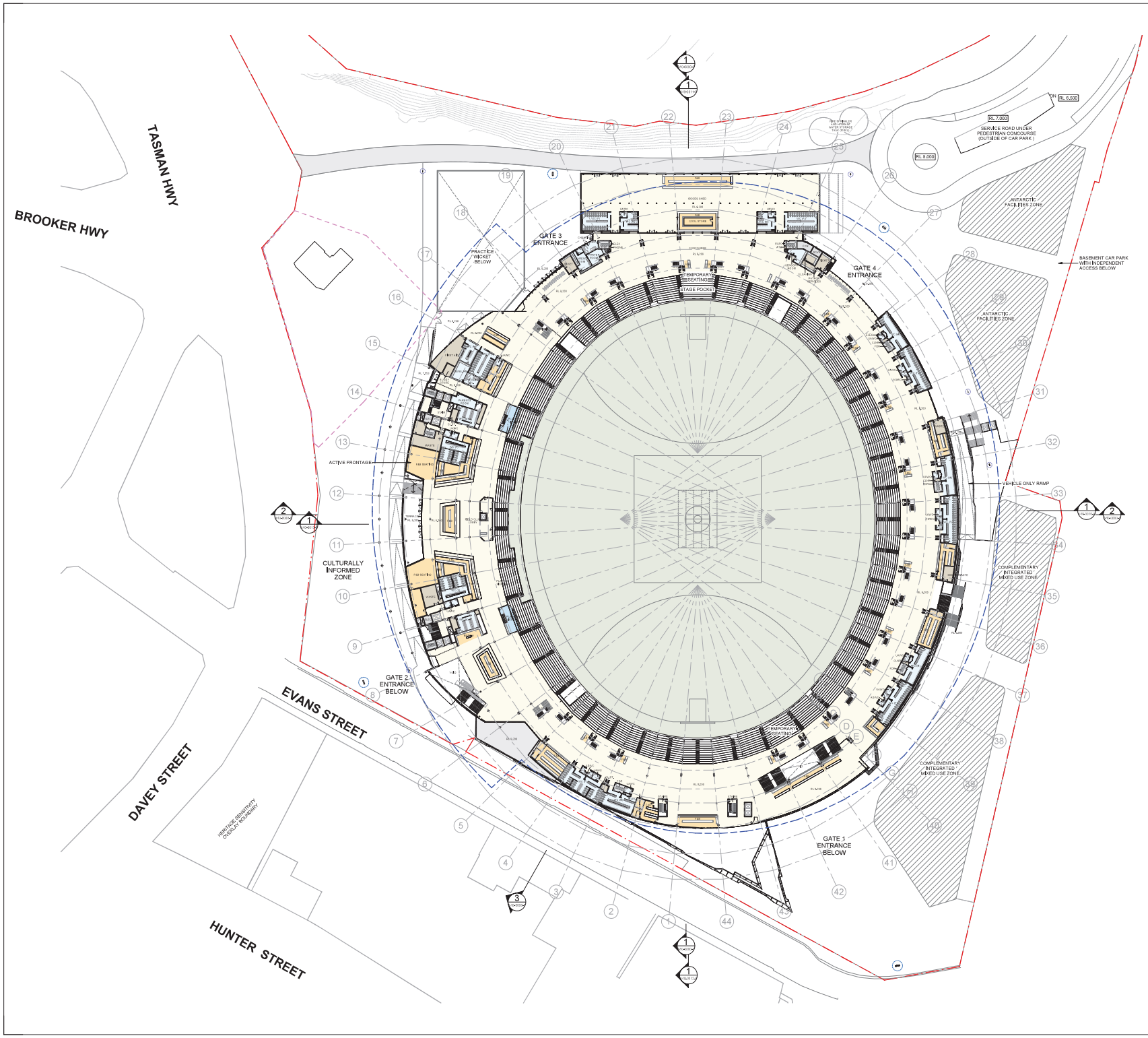

GENERAL ARRANGEMENT

- TITLE BOUNDARY
- HIGH SENSITIVITY AREA
- POSS BOUNDARY MULTIPURPOSE STADIUM ZONE *(MAC POINT PRECINCT PLAN 2023)*
- EXTENT OF ROOF OVER

INTEGRATED COMPLEMENTARY MIXED USE DEVELOPMENT REFER TO MACQUARIE POINT PROJECT OF STATE SIGNIFICANCE URBAN DESIGN FRAMEWORK REPORT

DEPARTMENT LEGEND

- TRANSPORT AND CIRCULATION
- CATERING FACILITIES
- PUBLIC AMENITIES
- SERVICES
- MEDIA BROADCAST
- PREMIUM AREAS
- BACK OF HOUSE
- TEAM FACILITIES

SIGNAGE

- SITE TOTEM SIGN LOCATION
- DIRECTIONAL SIGN LOCATION

AREA SCHEDULE

TRANSPORT AND CIRCULATION	22175 m²
CATERING FACILITIES	3610 m²
PUBLIC AMENITIES	2195 m²
SERVICES	2365 m²
MEDIA BROADCAST	3285 m²
PREMIUM AREAS	2850 m²
BACK OF HOUSE	3610 m²
TEAM FACILITIES	2640 m²
FUTURE RETAIL	1210 m²

TOTAL BUILDING AREA. FINAL SPLIT OF AREAS SUBJECT TO CHANGE ON BUILDING APPLICATION.

© BLOCKPROJECT DESIGN ARCHITECTURE PTY LTD ACN 603 538 980
WITHOUT PERMISSION FROM THE DRAWING BUILDING OR PART THEREOF THE ENTIRE PARAGRAPH OF BLOCKPROJECT DESIGN ARCHITECTURE PTY LTD COPYRIGHT

Rev	Description	By	Date
P3	ISSUED FOR PROJECT OF STATE SIGNIFICANCE		14.04.2026
P2	ISSUED FOR PROJECT OF STATE SIGNIFICANCE		17.21.2025
P1	ISSUED FOR PROJECT OF STATE SIGNIFICANCE		14.22.2025

COX
Cox Architecture
Level 2, 127 Flinders Lane
Melbourne VIC 3000
Australia
T + 61 3 9650 7200
coxarchitecture.com.au

CUMULUS
Cumulus Studio
Level 2, 147 Macquarie Street
Hobart TAS 7000
Australia
T + 61 3 6231 4641
www.cumulusstudio

Scale
Scale 1:500
0 5m 10m 25m 50m

Zone

Client
Macquarie Point Development Corporation

Project No.
322070.00

Project
MACQUARIE POINT MULTIPURPOSE STADIUM
41 Evans St, Hobart TAS 7000

Acknowledgement
The Stadium Team acknowledge the traditional owners of the land, the Muwinina people, and pay respect to those that have passed before us. We acknowledge Tasland, Tasmanian Aboriginal people, the Palawa, their Elders, and their enduring custodianship of Lutwyche Tasmania.

Drawing Title
GENERAL ARRANGEMENT - LEVEL 1 CONCOURSE PLAN

Document Control Status:
PoSS

Co-ordinated: JULI	Drawn: CA
Project Architect: JULI	Scale: 1 : 500 @ A0
Project Director: ARSH	Revision Date: 14/02/2026
Drawing Number: MPMS-CXC-DR-01-A20-0020	Revision: P3

PLOT STAMP DATE: 16/02/2026 8:00:37 PM

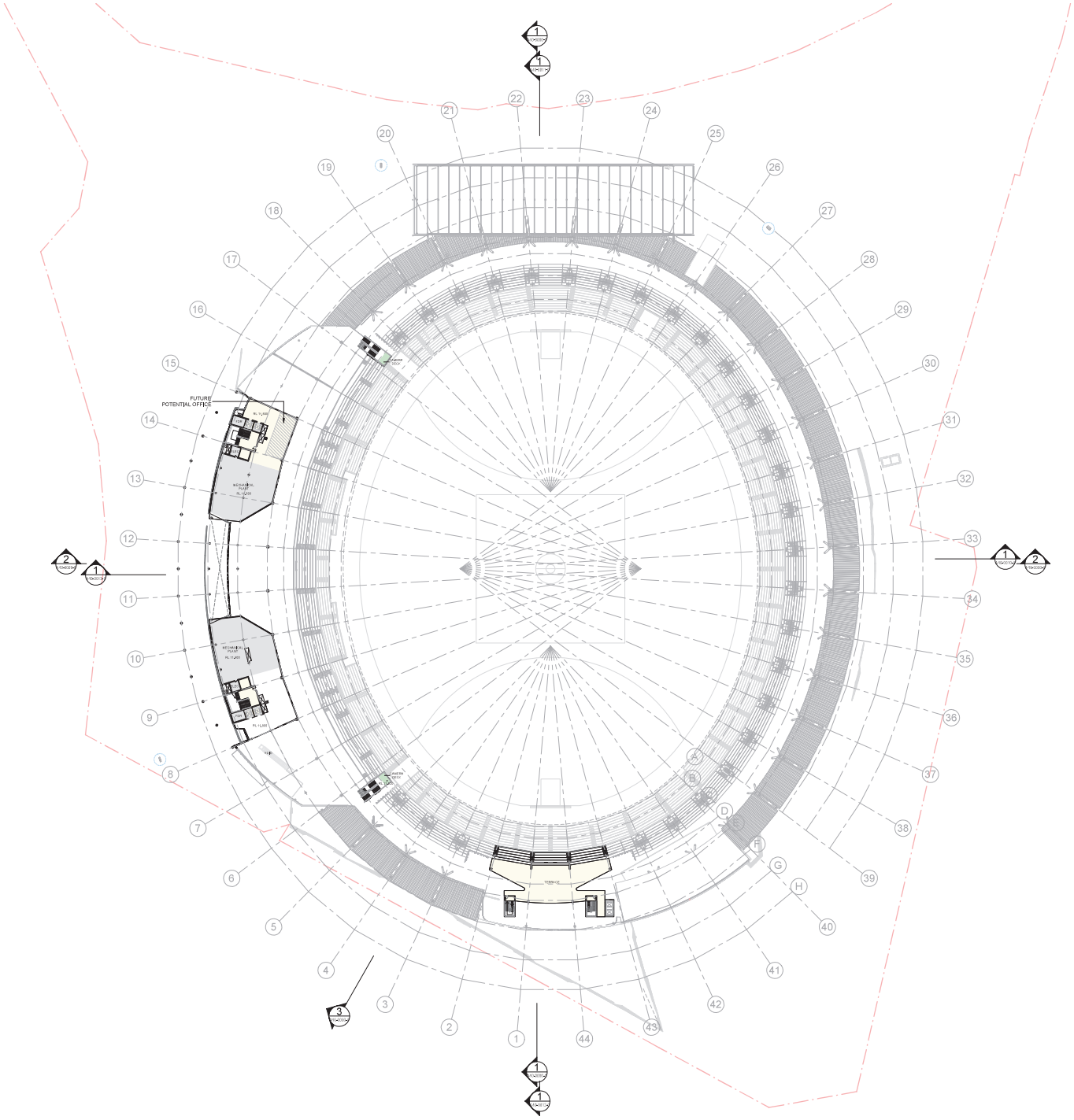

GENERAL ARRANGEMENT

- TITLE BOUNDARY
- HIGH SENSITIVITY AREA
- POSS BOUNDARY MULTIPURPOSE STADIUM ZONE *(MAC POINT PRECINCT PLAN 2023)*
- EXTENT OF ROOF OVER

INTEGRATED COMPLEMENTARY MIXED USE DEVELOPMENT REFER TO MACQUARIE POINT PROJECT OF STATE SIGNIFICANCE URBAN DESIGN FRAMEWORK REPORT

DEPARTMENT LEGEND

- TRANSPORT AND CIRCULATION
- CATERING FACILITIES
- PUBLIC AMENITIES
- SERVICES
- MEDIA BROADCAST
- PREMIUM AREAS
- BACK OF HOUSE
- TEAM FACILITIES

SIGNAGE

- SITE TOTEM SIGN LOCATION
- DIRECTIONAL SIGN LOCATION

AREA SCHEDULE

TRANSPORT AND CIRCULATION	22175 m²
CATERING FACILITIES	3610 m²
PUBLIC AMENITIES	2195 m²
SERVICES	2365 m²
MEDIA BROADCAST	3285 m²
PREMIUM AREAS	2850 m²
BACK OF HOUSE	3610 m²
TEAM FACILITIES	2640 m²
FUTURE RETAIL	1210 m²

TOTAL BUILDING AREA. FINAL SPLIT OF AREAS SUBJECT TO CHANGE ON BUILDING APPLICATION.

© COX PROJECT COX ARCHITECTURE PTY LTD ACN 063 326 961
WITHOUT PERMISSION FROM THE OWNER IN WRITING, NO USE OR REPRODUCTION OF THIS DOCUMENT OR ANY PART THEREOF IS PERMITTED. THIS DOCUMENT MUST NOT BE LENT OR GIVEN TO ANY THIRD PARTY WITHOUT THE WRITTEN PERMISSION OF COX ARCHITECTURE PTY LTD. COPYRIGHT

Rev	Description	By	Date
P1	ISSUED FOR PROJECT OF STATE SIGNIFICANCE		15.04.2025
P2	ISSUED FOR PROJECT OF STATE SIGNIFICANCE		17.21.2025

COX
Cox Architecture
Level 2, 127 Flinders Lane
Melbourne VIC 3000
Australia
T + 61 3 9650 7266
coxarchitecture.com.au

CUMULUS
Cumulus Studio
Level 2, 147 Macquarie Street
Hobart TAS 7000
Australia
T + 61 3 6231 4641
www.cumulusstudio

Scale
Scale 1:500
0 5m 10m 25m 50m

Zone

Client
Macquarie Point Development Corporation

Project No.
322070.00

Project
MACQUARIE POINT MULTIPURPOSE STADIUM
41 Evans St, Hobart TAS 7000

Acknowledgement
The Stadium Team acknowledge the traditional owners of the land, the Muwinina people, and pay respect to those that have passed before us. We acknowledge Tasks A, Tasmanian Aboriginal people, the Palawa, their Elders, and their enduring custodianship of Lutwidha/Tasmania.

Drawing Title
GENERAL ARRANGEMENT - LEVEL 1M PLAN

Document Control Status:
PoSS

Co-ordinated: NJU	Drawn: CA
Project Architect: NJU	Scale: 1 : 500 @ A0
Project Director: ARGH	Revision Date: 31.01.2025
Drawing Number: MPMS-CXC-DR-01-A20-0021	Revision: P2

PLOT STAMP DATE: 31/01/2025 5:17:31 PM

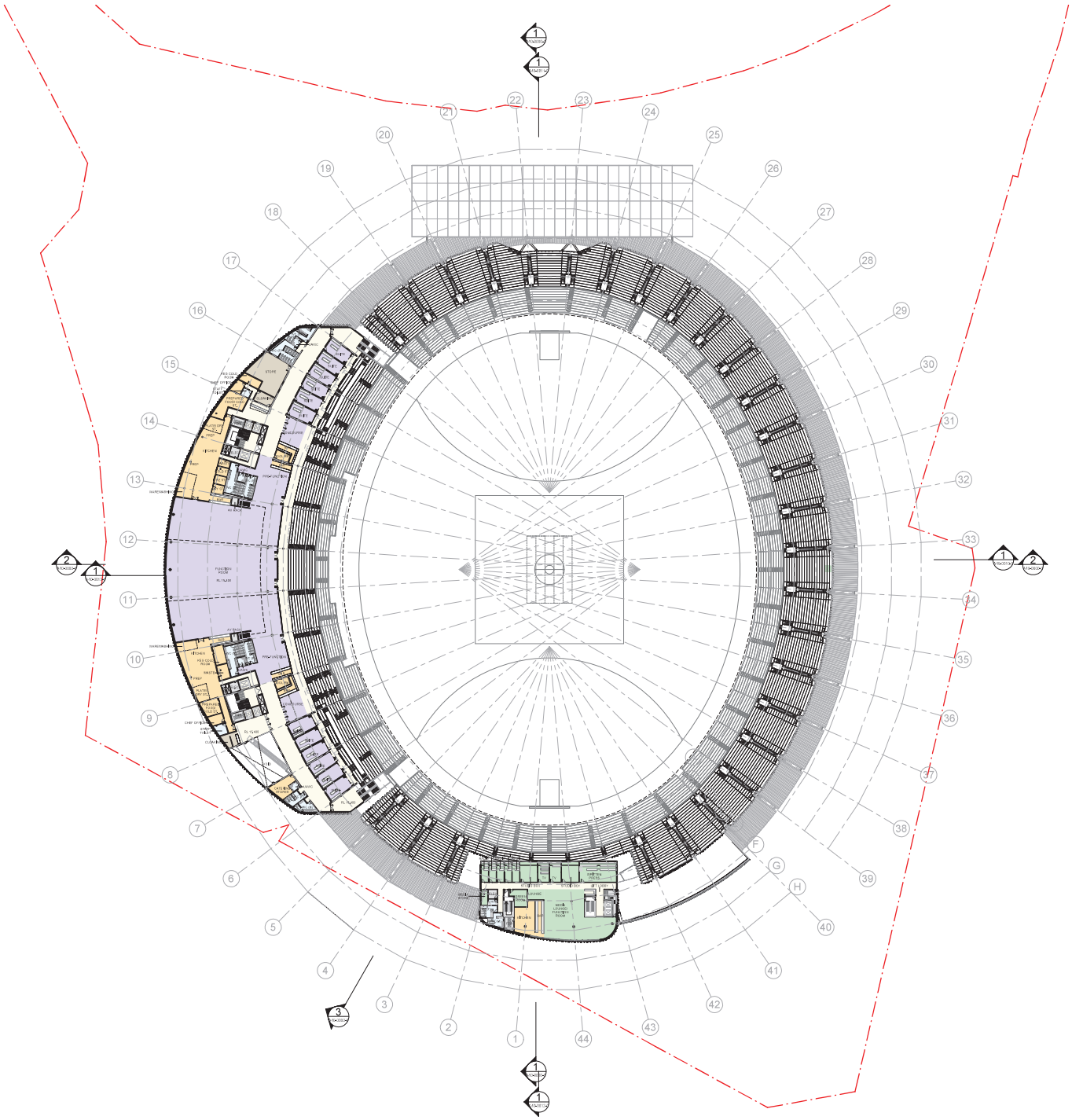

GENERAL ARRANGEMENT

- TITLE BOUNDARY
- HIGH SENSITIVITY AREA
- POSS BOUNDARY MULTIPURPOSE STADIUM ZONE *(MAC POINT PRECINCT PLAN 2023)*
- EXTENT OF ROOF OVER

INTEGRATED COMPLEMENTARY MIXED USE DEVELOPMENT REFER TO MACQUARIE POINT PROJECT OF STATE SIGNIFICANCE URBAN DESIGN FRAMEWORK REPORT

DEPARTMENT LEGEND

- TRANSPORT AND CIRCULATION
- CATERING FACILITIES
- PUBLIC AMENITIES
- SERVICES
- MEDIA BROADCAST
- PREMIUM AREAS
- BACK OF HOUSE
- TEAM FACILITIES

SIGNAGE

- SITE TOTEM SIGN LOCATION
- DIRECTIONAL SIGN LOCATION

AREA SCHEDULE

TRANSPORT AND CIRCULATION	22175 m²
CATERING FACILITIES	3610 m²
PUBLIC AMENITIES	2195 m²
SERVICES	2365 m²
MEDIA BROADCAST	3285 m²
PREMIUM AREAS	2850 m²
BACK OF HOUSE	3610 m²
TEAM FACILITIES	2640 m²
FUTURE RETAIL	1210 m²

TOTAL BUILDING AREA. FINAL SPLIT OF AREAS SUBJECT TO CHANGE ON BUILDING APPLICATION.

© COX PROJECT COX ARCHITECTURE PTY LTD ACN 063 326 961
WITHOUT PERMISSION OR OF THE OWNER IN BUILDING WHICH THE DESIGN IS PROVIDED OR COX ARCHITECTURE PTY LTD CONSTITUTES INFRINGEMENT OF COPYRIGHT

Rev	Description	By	Date
P1	ISSUED FOR PROJECT OF STATE SIGNIFICANCE		15.04.2025
P2	ISSUED FOR PROJECT OF STATE SIGNIFICANCE		17.21.2025

COX
Cox Architecture
Level 2, 147 Flinders Lane
Melbourne VIC 3000
Australia
T + 61 3 9650 7266
coxarchitecture.com.au

CUMULUS
Cumulus Studio
Level 2, 147 Macquarie Street
Hobart TAS 7000
Australia
T + 61 3 6231 4641
www.cumulusstudio

Scale
Scale 1:500
0 5m 10m 25m 50m

Zone

Client
Macquarie Point Development Corporation

Project No.
322070.00

Project
MACQUARIE POINT MULTIPURPOSE STADIUM
41 Evans St, Hobart TAS 7000

Acknowledgement
The Stadium Team acknowledge the traditional owners of the land, the Muwinina people, and pay respect to those that have passed before us. We acknowledge Tasks A, Tasmanian Aboriginal people, the Palawa, their Elders, and their enduring custodianship of Lutwidha Tasmania.

Drawing Title
GENERAL ARRANGEMENT - LEVEL 2 STADIUM CLUB PLAN

Document Control Status:
PoSS

Co-ordinated: JULI	Drawn: CA
Project Architect: JULI	Scale: 1 : 500 @ A0
Project Director: ARGH	Revision Date: 31.01.2025
Drawing Number: MPMS-CXC-DR-01-A20-0030	Revision: P2

PLOT STAMP DATE: 31/01/2025 9:00:00 PM

© COX ARCHITECTURE PTY LTD ACN 063 326 961
WITHOUT PERMISSION FROM THE OWNER IN WRITING, THIS DOCUMENT MAY NOT BE COPIED OR REPRODUCED IN ANY FORM OR MANNER

Rev	Description	By	Date
P1	ISSUED FOR PROJECT OF STATE (SIGNIFICANCE)		15.01.2026
P2	ISSUED FOR PROJECT OF STATE (SIGNIFICANCE)		17.01.2026

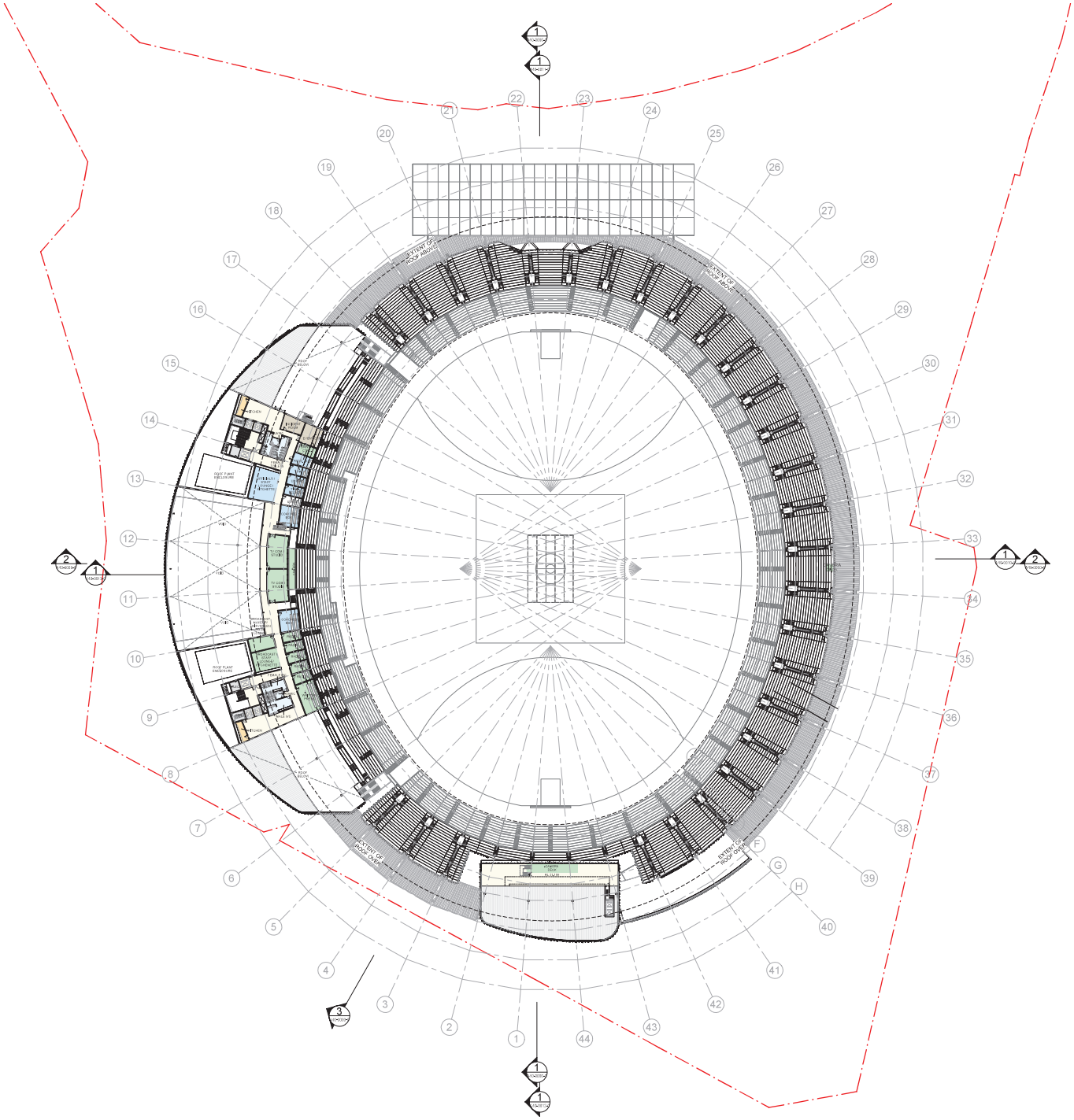
EXTENT OF ROOF ABOVE
ROOF PLANT ENCLOSURE
ROOF PLANT ENCLOSURE
TV CAMERA STAND
TV CAMERA STAND
TV CAMERA STAND
TV CAMERA STAND
CATERING AREA
CATERING AREA
CATERING AREA

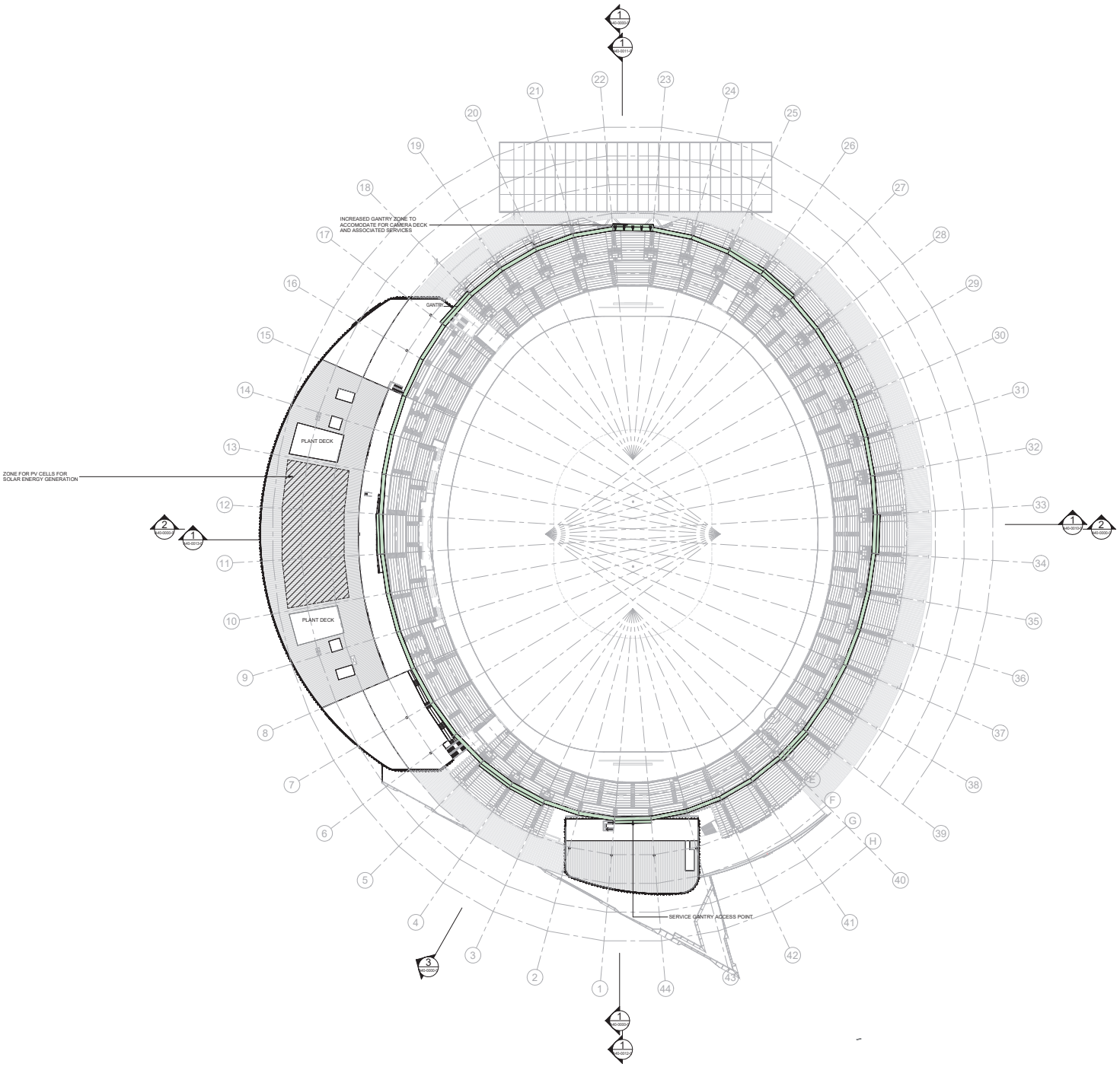

GENERAL ARRANGEMENT

- TITLE BOUNDARY
- HIGH SENSITIVITY AREA
- POSS BOUNDARY
  MULTIPURPOSE STADIUM ZONE
  (MAC POINT PRECINCT PLAN 2023)
- EXTENT OF ROOF OVER

INTEGRATED COMPLEMENTARY
MIXED USE DEVELOPMENT REFER TO MACQUARIE POINT
PROJECT OF STATE SIGNIFICANCE: URBAN DESIGN
FRAMEWORK REPORT

DEPARTMENT LEGEND

- TRANSPORT AND CIRCULATION
- CATERING FACILITIES
- PUBLIC AMENITIES
- SERVICES
- MEDIA BROADCAST
- PREMIUM AREAS
- BACK OF HOUSE
- TEAM FACILITIES

SIGNAGE

- SITE TOTEM SIGN LOCATION
- DIRECTIONAL SIGN LOCATION

AREA SCHEDULE

TRANSPORT AND CIRCULATION	22175 m²
CATERING FACILITIES	3610 m²
PUBLIC AMENITIES	2195 m²
SERVICES	2365 m²
MEDIA BROADCAST	3285 m²
PREMIUM AREAS	2850 m²
BACK OF HOUSE	3810 m²
TEAM FACILITIES	2640 m²
FUTURE RETAIL	1210 m²

TOTAL BUILDING AREA. FINAL SPLIT OF AREAS SUBJECT TO CHANGE ON BUILDING APPLICATION.

© COPYRIGHT COX ARCHITECTURE PTY LTD ACN 002 508 895
ANY FORM OF REPRODUCTION OF THIS DRAWING IN FULL OR IN PART WITHOUT THE WRITTEN PERMISSION OF COX ARCHITECTURE PTY LTD CONSTITUTES AN INFRINGEMENT OF COPYRIGHT

Rev	Description	By	Date
P1	ISSUED FOR PROJECT OF STATE SIGNIFICANCE		18.08.2024
P2	ISSUED FOR PROJECT OF STATE SIGNIFICANCE		31.01.2025
P3	ISSUED FOR PROJECT OF STATE SIGNIFICANCE		03.03.2025

COX
Cox Architecture
Level 2, 167 Flinders Lane
Melbourne VIC 3000
Australia
T + 61 3 9650 3288
coxarchitecture.com.au

CUMULUS
Cumulus Studio
Level 2, 147 Macquarie Street
Hobart TAS 7000
Australia
T + 61 3 6231 4841
www.cumulus.studio

Scale
Scale 1:500
0 5m 10m 25m 50m

Zone

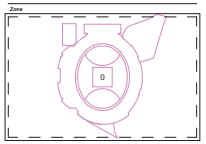

Client
Macquarie Point Development Corporation

Project No.
322070.00

Project
MACQUARIE POINT MULTIPURPOSE STADIUM
41 Evans St, Hobart TAS 7000

Acknowledgement
The Stadium Team acknowledge the traditional owners of this land, the Muwinina people, and pay respect to those that have passed before us. We acknowledge today's Tasmanian Aboriginal people, the Palawa, their Elders, and their enduring custodianship of Lutwatta/Tasmania.

Drawing Title
GENERAL ARRANGEMENT - LEVEL 4
GANTRY LEVEL

Document Control Status:
PoSS

Co-ordinated: MM	Drawn: OA
Project Architect: MM	Scale: 1 : 500 @ A0
Project Director: AR/SH	Revision Date: 03.03.2025
Drawing Number: MPMS-CXC-DR-01-A20-0050	Revision: P3

PLOT STAMP 24-03-03 09:41:19 AM

© COPYRIGHT COX ARCHITECTURE PTY LTD ACN 002 508 897
ANY FORM OF REPRODUCTION OF THIS DRAWING IN FULL OR IN PART WITHOUT THE WRITTEN PERMISSION OF COX ARCHITECTURE PTY LTD CONSTITUTES AN INFRINGEMENT OF COPYRIGHT

Rev	Description	By	Date
P1	ISSUED FOR PROJECT OF STATE SIGNIFICANCE		18.08.2024
P2	ISSUED FOR PROJECT OF STATE SIGNIFICANCE		31.01.2025
P3	ISSUED FOR PROJECT OF STATE SIGNIFICANCE		03.03.2025

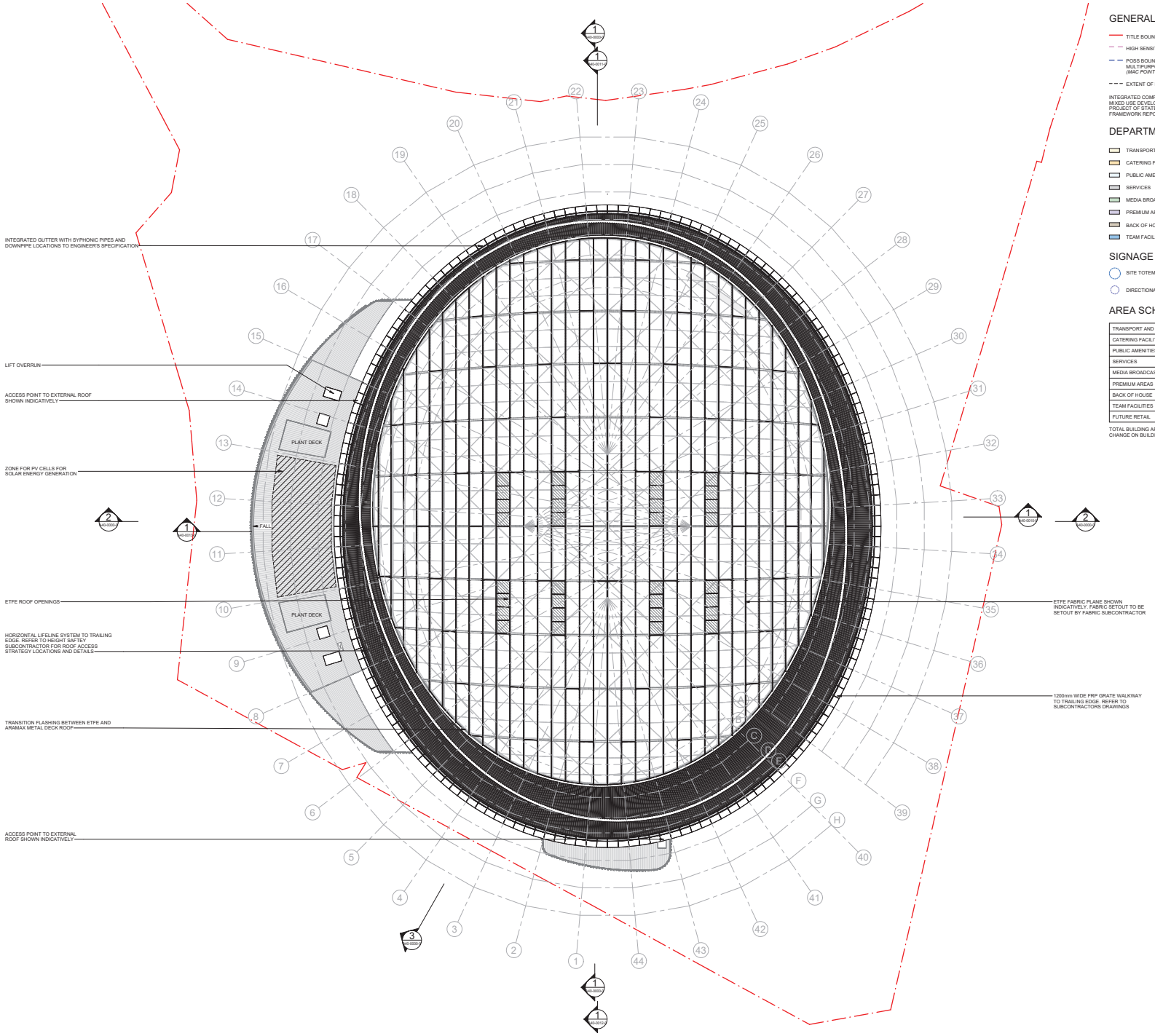

GENERAL ARRANGEMENT

- TITLE BOUNDARY
- HIGH SENSITIVITY AREA
- POSS BOUNDARY
  MULTIPURPOSE STADIUM ZONE
  (MAC POINT PRECINCT PLAN 2023)
- EXTENT OF ROOF OVER

INTEGRATED COMPLEMENTARY MIXED USE DEVELOPMENT REFER TO MACQUARIE POINT PROJECT OF STATE SIGNIFICANCE: URBAN DESIGN FRAMEWORK REPORT

DEPARTMENT LEGEND

- TRANSPORT AND CIRCULATION
- CATERING FACILITIES
- PUBLIC AMENITIES
- SERVICES
- MEDIA BROADCAST
- PREMIUM AREAS
- BACK OF HOUSE
- TEAM FACILITIES

SIGNAGE

- SITE TOTEM SIGN LOCATION
- DIRECTIONAL SIGN LOCATION

AREA SCHEDULE

TRANSPORT AND CIRCULATION	22175 m²
CATERING FACILITIES	3610 m²
PUBLIC AMENITIES	2195 m²
SERVICES	2365 m²
MEDIA BROADCAST	3285 m²
PREMIUM AREAS	2850 m²
BACK OF HOUSE	3810 m²
TEAM FACILITIES	2640 m²
FUTURE RETAIL	1210 m²

TOTAL BUILDING AREA. FINAL SPLIT OF AREAS SUBJECT TO CHANGE ON BUILDING APPLICATION.

COX
Cox Architecture
Level 2, 167 Flinders Lane
Melbourne VIC 3000
Australia
T + 61 3 9650 3288
coxarchitecture.com.au

CUMULUS
Cumulus Studio
Level 2, 147 Macquarie Street
Hobart TAS 7000
Australia
T + 61 3 6231 4841
www.cumulus.studio

Scale
Scale 1:500
0 5m 10m 25m 50m

Zone

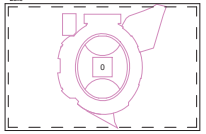

Client
Macquarie Point Development Corporation

Project No.
322070.00

Project
MACQUARIE POINT MULTIPURPOSE STADIUM
41 Evans St, Hobart TAS 7000

Acknowledgement
The Stadium Team acknowledge the traditional owners of this land, the Muwinina people, and pay respect to those that have passed before us. We acknowledge today's Tasmanian Aboriginal people, the Palawa, their Elders, and their enduring custodianship of Lutruwita/Tasmania.

Drawing Title
GENERAL ARRANGEMENT - ROOF PLAN

Document Control Status:
PoSS

Co-ordinated: MM	Drawn: OA
Project Architect: MM	Scale: 1 : 500 @ A0
Project Director: AR/SH	Revision Date: 03.03.2025
Drawing Number: MPMS-CXC-DR-01-A20-0060	Revision: P3

FILE:\\ STAR*.R15 - 9000.000 0.000 0.0 PM

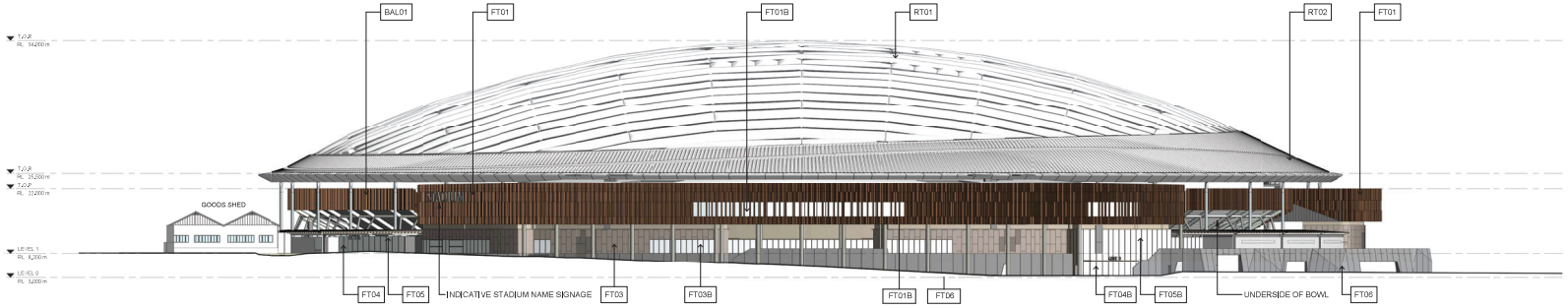

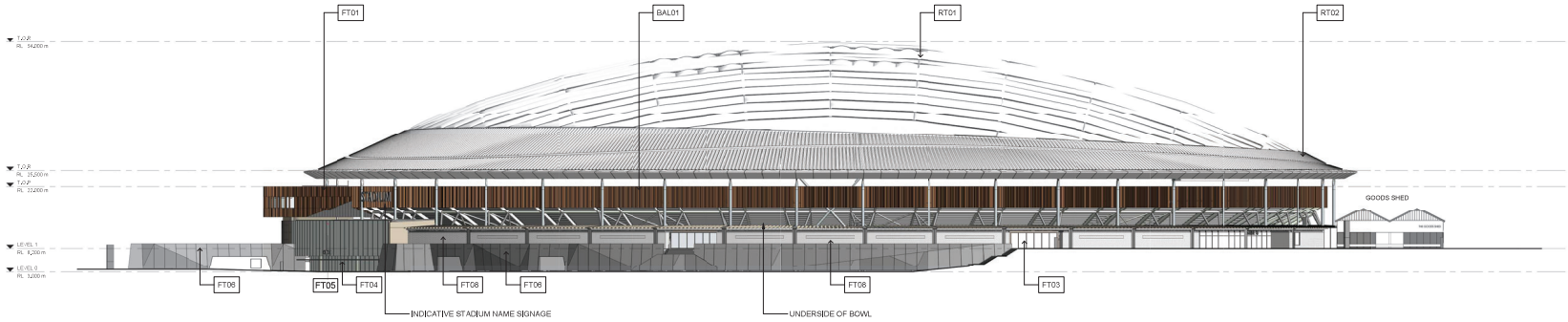

FACADE ELEVATIONS LEGEND

THIS DRAWING IS TO BE READ IN CONJUNCTION WITH ALL RELEVANT CONSULTANT DRAWINGS AND SPECIFICATION.
GRID LINE SHOWN ARE ONLY FOR INFORMATION AND LOCATION.
DIMENSIONS SHALL NOT BE TAKEN FROM GRID WITHIN THIS DOCUMENT.

REFER TO 12 SERIES FOR GRID SETOUT PLAN AND LOCATION
REFER TO 20 SERIES KEY PLANS
REFER 30 SERIES FOR OVERALL ELEVATIONS
REFER TO 40 OVERALL SECTIONS & BUILDING SECTIONS

RL XX.XX	RELATIVE LEVEL (METRES) ABOVE DATUM.
T.O.P XX.XX	TOP OF PARAPET LEVEL (METRES) ABOVE DATUM.
FT XX	FAÇADE TYPE TAG

FAÇADE TYPES

FT01	EQUITONE CLADDING WITH PERFORATED ANODISED ALUMINIUM FOLDED FINS
FT01B	HIGH PERFORMANCE DGU GLAZING BEHIND PERFORATED ANODISED ALUMINIUM FOLDED FINS
FT03	SOLID POWDERCOATED ALUMINIUM METAL CLADDING, WITH PERFORATED METAL IN FRONT OF FT03C
FT03B	FRAMED WINDOW WALL GLAZING, WITH VARIOUS DOOR AND WINDOWS
FT03C	EXTRUDED ALUMINIUM LOUVRES
FT04	EXTERNAL SINGLE / DOUBLE LEAF PIVOT DOORS WITHIN GLAZED WALL
FT04B	EXTERNAL SINGLE / DOUBLE LEAF PIVOT DOORS WITHIN GLAZED WALL WITH GLULAM MULLIONS
FT05	LARGE SPAN GLAZING WALL WITH TIMBER INFILL STEEL MULLIONS
FT05B	LARGE SPAN GLAZING WALL WITH GLULAM MULLIONS
FT06	PRECAST CONCRETE WITH VARYING PANEL TYPES
FT06B	FIBRE CEMENT SHEET
FT07	RECESSED EXTRUDED ALUMINIUM LOUVRES
FT08	BLOCKWORK, CUSTOM COURSING TBC, COLOUR AND FINISH TBC
FT08B	VENTILATION BLOCKWORK COLOUR AND FINISH TBC, IN FRONT OF LOUVRES FT03C
FT10	FRAMELESS, STRUCTURAL GLAZING WALL (WITH GLAZED MULLIONS)
FT11	ANTI-REFLECTIVE, FRAMELESS, TOP AND BOTTOM FIXED, ANGLED STRUCTURAL GLAZING WALL
FT11B	ANTI-REFLECTIVE, FRAMELESS, TOP AND BOTTOM FIXED, VERTICAL STRUCTURAL GLAZING WALL WITH ANTI-REFLECTIVE COATING
FT12	SINGLE / DOUBLE LEAF DOORS WITHIN GLAZED WALL (ALUMINIUM)
FT13	BI-FOLD DOORS (ALUMINIUM)
FT14	FRAMELESS GLAZED OPERABLE PANELS INTEGRATED WITH FT11B

BALUSTRADES AND HANDRAILS EXTERNAL

BAL01	BACK OF BOWL BALUSTRADE WITH PERFORATED ANODISED ALUMINIUM FOLDED FINS AND POWDERCOATED METAL PLATES ON THE BOWL SIDE

PROTECTIVE COATING EXTERNAL (STEEL)

PCE1	STEEL PROTECTIVE COATING (3 COAT SYSTEM)

CLADDINGS

AL1	SOLID METAL CLADDING (ANODISED ALUMINIUM)
AL2	METAL CEILING CASSETTE, CUSTOM SHAPE
PC1	SOLID METAL CLADDING (POWDERCOATED)
PC2	SOLID METAL CLADDING (POWDERCOATED)
TM1	LOCALLY SOURCED TIMBER CLADDING

© BDP PROJECT COX ARCHITECTURE PTY LTD ACN 003 538 687
WITHOUT PERMISSION FROM THE DRAWING BUILDER BDP PROJECT COX ARCHITECTURE PTY LTD ACN 003 538 687 THIS DRAWING MUST NOT BE REPRODUCED OR COPIED IN WHOLE OR IN PART

Rev	Description	By	Date
P1	ISSUED FOR PROJECT OF STATE SIGNIFICANCE		16/04/2021
P2	ISSUED FOR PROJECT OF STATE SIGNIFICANCE		31/01/2025

COX
Cox Architecture
Level 2, 127 Flinders Lane
Melbourne VIC 3000
Australia
T + 61 3 9650 7266
coxarchitecture.com.au

CUMULUS
Cumulus Studio
Level 2, 147 Macquarie Street
Hobart TAS 7000
Australia
T + 61 3 6231 4641
www.cumulusstudio

Scale

Key Plan

Client
MACQUARIE POINT DEVELOPMENT CORPORATION

Project No.
322070.00

Project
MACQUARIE POINT MULTIPURPOSE STADIUM
41 Evans St, Hobart TAS 7000

Acknowledgement
The Stadium Team acknowledge the traditional owners of the land, the Muwinina people, and pay respect to those that have passed before us. We acknowledge Tasks A Tasmanian Aboriginal people, the Palawa, their Elders, and their enduring custodianship of Lutruwita/Tasmania.

Drawing Title
BUILDING ELEVATIONS - EAST AND WEST

Document Control Status:
PoSS

Co-ordinated: SOMM	Drawn: SX
Project Architect: IULI	Scale: As indicated @ A0
Project Director: ARSH	Revision Date: 31/01/2025
Drawing Number: MPMS-CXC-DR-01-A30-2000-1	Revision: P2

PLOT STAMP 04/02/2025 12:39:39 PM

© COX PROJECT COX ARCHITECTURE PTY LTD ACN 063 326 697
WITHOUT PERMISSION FROM THE DRAWING BELOW BEING THE PROPERTY OF COX ARCHITECTURE PTY LTD COPYRIGHT

Rev	Description	By	Date
P1	BUILD FOR PROJECT OF STATE SIGNIFICANCE		16/04/2020
P2	BUILD FOR PROJECT OF STATE SIGNIFICANCE		17/01/2020
P3	BUILD FOR PROJECT OF STATE SIGNIFICANCE		14/02/2020

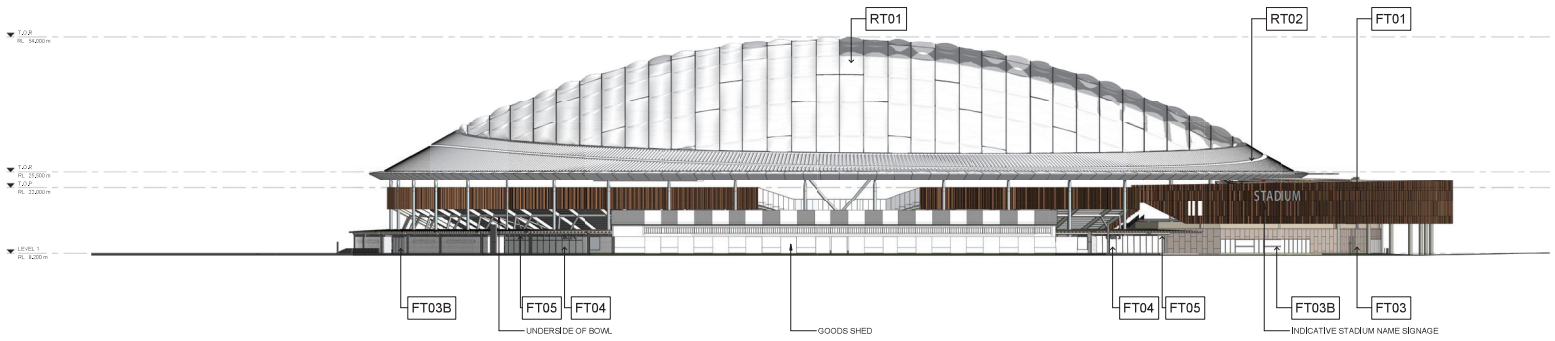

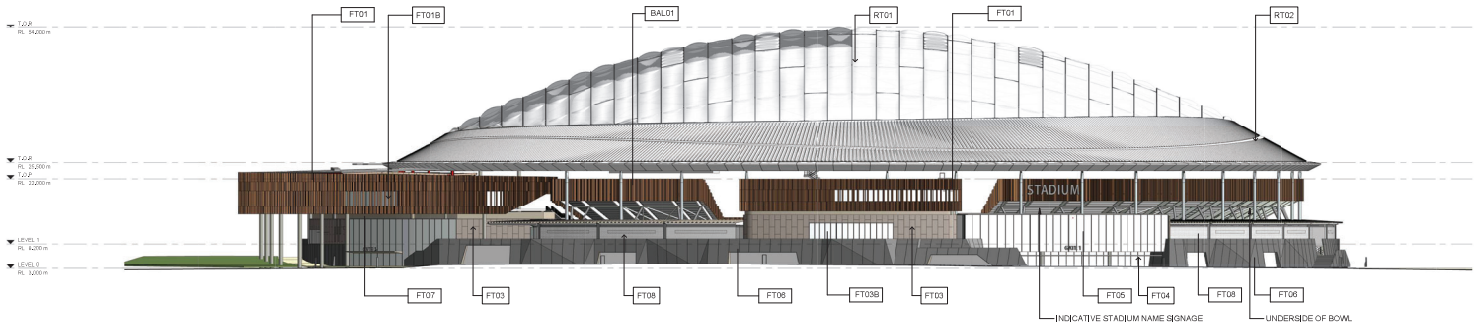

FACADE ELEVATIONS LEGEND

THIS DRAWING IS TO BE READ IN CONJUNCTION WITH ALL RELEVANT CONSULTANT DRAWINGS AND SPECIFICATION.
GRID LINE SHOWN ARE ONLY FOR INFORMATION AND LOCATION.
DIMENSIONS SHALL NOT BE TAKEN FROM GRID WITHIN THIS DOCUMENT.

REFER TO 12 SERIES FOR GRID SETOUT PLAN AND LOCATION
REFER TO 20 SERIES KEY PLANS
REFER 30 SERIES FOR OVERALL ELEVATIONS
REFER TO 40 OVERALL SECTIONS & BUILDING SECTIONS

RL.XX.XX	RELATIVE LEVEL (METRES) ABOVE DATUM.
T.O.P.XX.XX	TOP OF PARAPET LEVEL (METRES) ABOVE DATUM.
FT.XX	FAÇADE TYPE TAG

FAÇADE TYPES

FT01	EQUITONE CLADDING WITH PERFORATED ANODISED ALUMINIUM FOLDED FINS
FT01B	HIGH PERFORMANCE DGU GLAZING BEHIND PERFORATED ANODISED ALUMINIUM FOLDED FINS
FT03	SOLID POWDERCOATED ALUMINIUM METAL CLADDING, WITH PERFORATED METAL IN FRONT OF FT03C
FT03B	FRAMED WINDOW WALL GLAZING, WITH VARIOUS DOOR AND WINDOWS
FT03C	EXTRUDED ALUMINIUM LOUVRES
FT04	EXTERNAL SINGLE / DOUBLE LEAF PIVOT DOORS WITHIN GLAZED WALL
FT04B	EXTERNAL SINGLE / DOUBLE LEAF PIVOT DOORS WITHIN GLAZED WALL WITH GLULAM MULLIONS
FT05	LARGE SPAN GLAZING WALL WITH TIMBER INFILL STEEL MULLIONS
FT05B	LARGE SPAN GLAZING WALL WITH GLULAM MULLIONS
FT06	PRECAST CONCRETE WITH VARYING PANEL TYPES
FT06B	FIBRE CEMENT SHEET
FT07	RECESSED EXTRUDED ALUMINIUM LOUVRES
FT08	BLOCKWORK, CUSTOM COURSING TBC, COLOUR AND FINISH TBC
FT08B	VENTILATION BLOCKWORK COLOUR AND FINISH TBC, IN FRONT OF LOUVRES FT03C
FT10	FRAMELESS, STRUCTURAL GLAZING WALL (WITH GLAZED MULLIONS)
FT11	ANTI-REFLECTIVE, FRAMELESS, TOP AND BOTTOM FIXED, ANGLED STRUCTURAL GLAZING WALL
FT11B	ANTI-REFLECTIVE, FRAMELESS, TOP AND BOTTOM FIXED, VERTICAL STRUCTURAL GLAZING WALL WITH ANTI-REFLECTIVE COATING
FT12	SINGLE / DOUBLE LEAF DOORS WITHIN GLAZED WALL (ALUMINIUM)
FT13	BI-FOLD DOORS,(ALUMINIUM)
FT14	FRAMELESS GLAZED OPERABLE PANELS INTEGRATED WITH FT11B

BALUSTRADES AND HANDRAILS EXTERNAL

BAL01	BACK OF BOWL BALUSTRADE WITH PERFORATED ANODISED ALUMINIUM FOLDED FINS AND POWDERCOATED METAL PLATES ON THE BOWL SIDE

PROTECTIVE COATING EXTERNAL (STEEL)

PCE1	STEEL PROTECTIVE COATING (3 COAT SYSTEM)

CLADDINGS

AL1	SOLID METAL CLADDING (ANODISED ALUMINIUM)
AL2	METAL CEILING CASSETTE, CUSTOM SHAPE
PC1	SOLID METAL CLADDING (POWDERCOATED)
PC2	SOLID METAL CLADDING (POWDERCOATED)
TM1	LOCALLY SOURCED TIMBER CLADDING

COX

Cox Architecture
Level 2, 127 Flinders Lane
Melbourne VIC 3000
Australia

T + 61 3 9650 3200
coxarchitecture.com.au

CUMULUS

Cumulus Studio
Level 2, 147 Macquarie Street
Hobart TAS 7000
Australia

T + 61 3 6231 4641
www.cumulusstudio

Scale

Key Plan

Client
MACQUARIE POINT DEVELOPMENT CORPORATION

Project No.
322070.00

Project
MACQUARIE POINT MULTIPURPOSE STADIUM
41 Evans St, Hobart TAS 7000

Acknowledgement
The Stadium Team acknowledge the traditional owners of the land, the Muwinina people, and pay respect to those that have passed before us. We acknowledge Tasks A Tasmanian Aboriginal people, the Palawa, their Elders, and their enduring custodianship of Lutruwita/Tasmania.

Drawing Title
BUILDING ELEVATIONS - NORTH AND SOUTH

Document Control Status:
PoSS

Co-ordinated: SOMM	Drawn: SX
Project Architect: LBJ	Scale: As indicated @ A0
Project Director: ARSH	Revision Date: 14/02/2020
Drawing Number: MPMS-CXC-DR-01-A30-2000-2	Revision: P3

PLOT STAMP 2020-02-14 3:39:51 PM

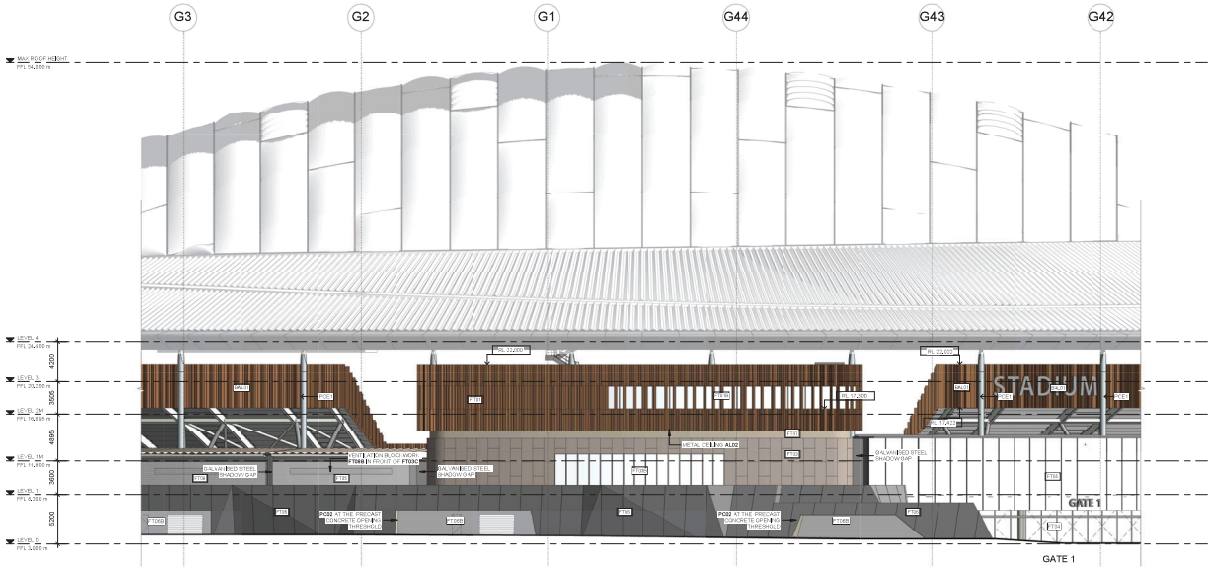

GATE 1

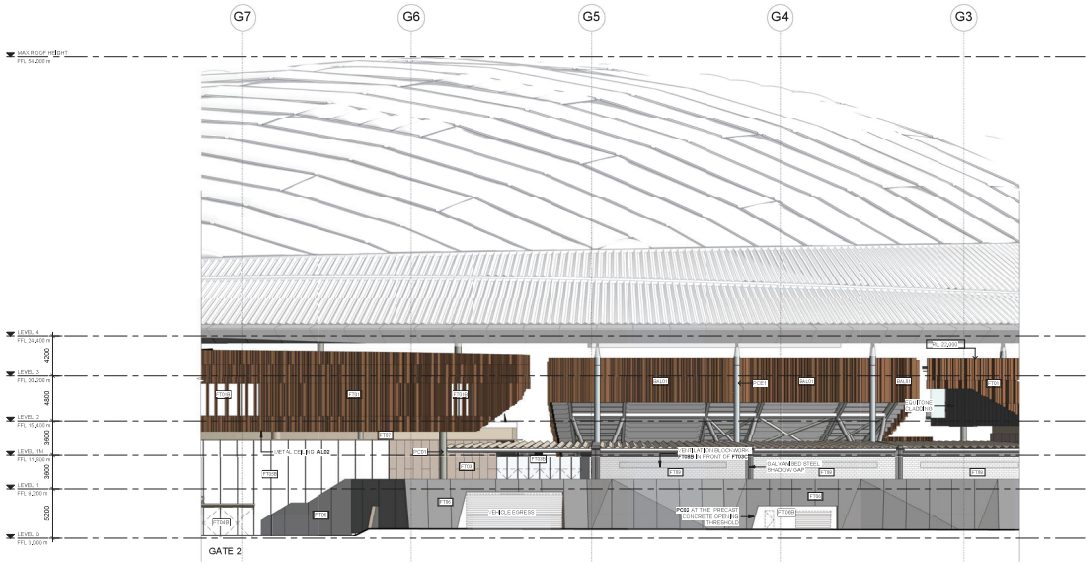

GATE 2

FACADE ELEVATIONS LEGEND

THIS DRAWING IS TO BE READ IN CONJUNCTION WITH ALL RELEVANT CONSULTANT DRAWINGS AND SPECIFICATION.
GRID LINE SHOWN ARE ONLY FOR INFORMATION AND LOCATION. DIMENSIONS SHALL NOT BE TAKEN FROM GRID WITHIN THIS DOCUMENT.

REFER TO 12 SERIES FOR GRID SETOUT PLAN AND LOCATION
REFER TO 20 SERIES KEY PLANS
REFER 30 SERIES FOR OVERALL ELEVATIONS
REFER TO 40 OVERALL SECTIONS & BUILDING SECTIONS

RL XX.XX	RELATIVE LEVEL (METRES) ABOVE DATUM.
T.O.P XX.XX	TOP OF PARAPET LEVEL (METRES) ABOVE DATUM.
FT XX	FAÇADE TYPE TAG

FAÇADE TYPES

FT01	EQUITONE CLADDING WITH PERFORATED ANODISED ALUMINIUM FOLDED FINS
FT01B	HIGH PERFORMANCE DGU GLAZING BEHIND PERFORATED ANODISED ALUMINIUM FOLDED FINS
FT03	SOLID POWDERCOATED ALUMINIUM METAL CLADDING, WITH PERFORATED METAL IN FRONT OF FT03C
FT03B	FRAMED WINDOW WALL GLAZING, WITH VARIOUS DOOR AND WINDOWS
FT03C	EXTRUDED ALUMINIUM LOUVRES
FT04	EXTERNAL SINGLE / DOUBLE LEAF PIVOT DOORS WITHIN GLAZED WALL
FT04B	EXTERNAL SINGLE / DOUBLE LEAF PIVOT DOORS WITHIN GLAZED WALL WITH GLULAM MULLIONS
FT05	LARGE SPAN GLAZING WALL WITH TIMBER INFILL STEEL MULLIONS
FT05B	LARGE SPAN GLAZING WALL WITH GLULAM MULLIONS
FT06	PRECAST CONCRETE WITH VARYING PANEL TYPES
FT06B	FIBRE CEMENT SHEET
FT07	RECESSED EXTRUDED ALUMINIUM LOUVRES
FT08	BLOCKWORK, CUSTOM COURSING TBC, COLOUR AND FINISH TBC
FT03B	VENTILATION BLOCKWORK COLOUR AND FINISH TBC, IN FRONT OF LOUVRES FT03C
FT10	FRAMELESS, STRUCTURAL GLAZING WALL (WITH GLAZED MULLIONS)
FT11	ANTI-REFLECTIVE, FRAMELESS, TOP AND BOTTOM FIXED, ANGLED STRUCTURAL GLAZING WALL
FT11B	ANTI-REFLECTIVE, FRAMELESS, TOP AND BOTTOM FIXED, VERTICAL, STRUCTURAL GLAZING WALL WITH ANTI-REFLECTIVE COATING
FT12	SINGLE / DOUBLE LEAF DOORS WITHIN GLAZED WALL/ALUMINIUM
FT13	BI-FOLD DOORS/ALUMINIUM)
FT14	FRAMELESS GLAZED OPERABLE PANELS INTEGRATED WITH FT11B

BALUSTRADES AND HANDRAILS EXTERNAL

BAL01	BACK OF BOWL BALUSTRADE WITH PERFORATED ANODISED ALUMINIUM FOLDED FINS AND POWDERCOATED METAL PLATES ON THE BOWL SIDE

PROTECTIVE COATING EXTERNAL (STEEL)

PCE1	STEEL PROTECTIVE COATING (3 COAT SYSTEM)

CLADDINGS

ALT	SOLID METAL CLADDING (ANODISED ALUMINIUM)
ALC	METAL CEILING CASSETTE, CUSTOM SHAPE
PC1	SOLID METAL CLADDING (POWDERCOATED)
PC2	SOLID METAL CLADDING (POWDERCOATED)
TM1	LOCALLY SOURCED TIMBER CLADDING

© COPYRIGHT COX ARCHITECTURE PTY LTD ACN 160 038 881
All forms of reproduction of this drawing in full or in part without the written permission of Cox Architecture Pty Ltd is strictly prohibited in accordance of copyright.

Rev	Description	By	Date
P3	ISSUED FOR PROJECT OF STATE SIGN PROMOTION		14/08/2024
P2	ISSUED FOR PROJECT OF STATE SIGN PROMOTION		11/07/2024
P1	ISSUED FOR PROJECT OF STATE SIGN PROMOTION		14/07/2023

COX
Cox Architecture
Level 2, 127 Flinders Lane
Melbourne VIC 3000
Australia
T +61 3 9650 2288
coxarchitecture.com.au

CUMULUS
Cumulus Studio
Level 2, 147 Macquarie Street
Hobart TAS 7000
Australia
T +61 3 6231 4841
www.cumulus.studio

Scale
Scale 1:200
COLOUR PRINTING REQUIRED
0 2m 4m 10m 20m

Key Plan

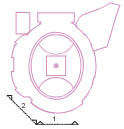

Client
MACQUARIE POINT DEVELOPMENT CORPORATION

Project No.
322070,00

Project
MACQUARIE POINT MULTIPURPOSE STADIUM
41 Evans St, Hobart TAS 7000

Acknowledgement
The Stadium Team acknowledge the traditional owners of the land, the Muwinina people, and pay respect to those that have passed before us. We acknowledge today's Tasmanian Aboriginal people, the Palawa, their children, and their enduring custodianship of Lutruwita/Tasmania.

Drawing Title
FAÇADE PART ELEVATION

Document Control Status:
PoSS

Co-ordinated: SH	Drawn: SXRP
Project Architect: MB	Scale: 1 : 200 @ A0
Project Director: ARGH	Revision Date: 14/02/2025
Drawing Number: MPMS-CXC-DR-01-A30-2000-3	Revision: P3

PLOT STYLE: CXC_CTB-COLOUR.CTB | PAGE SIZE: A0





FACADE ELEVATIONS LEGEND

THIS DRAWING IS TO BE READ IN CONJUNCTION WITH ALL RELEVANT CONSULTANT DRAWINGS AND SPECIFICATION.
GRID LINE SHOWN ARE ONLY FOR INFORMATION AND LOCATION.
DIMENSIONS SHALL NOT BE TAKEN FROM GRID WITHIN THIS DOCUMENT.

REFER TO 12 SERIES FOR GRID SETOUT PLAN AND LOCATION
REFER TO 20 SERIES KEY PLANS
REFER 30 SERIES FOR OVERALL ELEVATIONS
REFER TO 40 OVERALL SECTIONS & BUILDING SECTIONS

RL XX.XX	RELATIVE LEVEL (METRES) ABOVE DATUM.
T.O.P XX.XX	TOP OF PARAPET LEVEL (METRES) ABOVE DATUM.
FT XX	FAÇADE TYPE TAG

FAÇADE TYPES

FT01	EQUITONE CLADDING WITH PERFORATED ANODISED ALUMINIUM FOLDED FINS
FT01B	HIGH PERFORMANCE DGU GLAZING BEHIND PERFORATED ANODISED ALUMINIUM FOLDED FINS
FT03	SOLID POWDERCOATED ALUMINIUM METAL CLADDING, WITH PERFORATED METAL IN FRONT OF FT03C
FT03B	FRAMED WINDOW WALL GLAZING, WITH VARIOUS DOOR AND WINDOWS
FT03C	EXTRUDED ALUMINIUM LOUVRES
FT04	EXTERNAL SINGLE / DOUBLE LEAF PIVOT DOORS WITHIN GLAZED WALL
FT04B	EXTERNAL SINGLE / DOUBLE LEAF PIVOT DOORS WITHIN GLAZED WALL WITH GLULAM MULLIONS
FT05	LARGE SPAN GLAZING WALL WITH TIMBER INFILL STEEL MULLIONS
FT05B	LARGE SPAN GLAZING WALL WITH GLULAM MULLIONS
FT06	PRECAST CONCRETE WITH VARYING PANEL TYPES
FT06B	FIBRE CEMENT SHEET
FT07	RECESSED EXTRUDED ALUMINIUM LOUVRES
FT08	BLOCKWORK, CUSTOM COURSING TBC, COLOUR AND FINISH TBC
FT08B	VENTILATION BLOCKWORK COLOUR AND FINISH TBC, IN FRONT OF LOUVRES FT03C
FT10	FRAMELESS, STRUCTURAL GLAZING WALL (WITH GLAZED MULLIONS)
FT11	ANTI-REFLECTIVE, FRAMELESS, TOP AND BOTTOM FIXED, ANGLED STRUCTURAL GLAZING WALL
FT11B	ANTI-REFLECTIVE, FRAMELESS, TOP AND BOTTOM FIXED, VERTICAL, STRUCTURAL GLAZING WALL WITH ANTI-REFLECTIVE COATING
FT12	SINGLE / DOUBLE LEAF DOORS WITHIN GLAZED WALL/ALUMINIUM
FT13	BI-FOLD DOORS/ALUMINIUM)
FT14	FRAMELESS GLAZED OPERABLE PANELS INTEGRATED WITH FT11B

BALUSTRADES AND HANDRAILS EXTERNAL

BAL01	BACK OF BOWL BALUSTRADE WITH PERFORATED ANODISED ALUMINIUM FOLDED FINS AND POWDERCOATED METAL PLATES ON THE BOWL SIDE

PROTECTIVE COATING EXTERNAL (STEEL)

PCE1	STEEL PROTECTIVE COATING (3 COAT SYSTEM)

CLADDINGS

ALT	SOLID METAL CLADDING (ANODISED ALUMINIUM)
AL2	METAL CEILING CASSETTE, CUSTOM SHAPE
PC1	SOLID METAL CLADDING (POWDERCOATED)
PC2	SOLID METAL CLADDING (POWDERCOATED)
TM1	LOCALLY SOURCED TIMBER CLADDING

© COPYRIGHT COX ARCHITECTURE PTY LTD ACN 083 836 881
All forms of reproduction of this drawing in full or in part without the written permission of COX ARCHITECTURE PTY LTD constitutes an infringement of copyright.

Rev	Description	By	Date
P3	ISSUED FOR PROJECT OF STATE SIGNIFICANCE		14/08/2024
P2	ISSUED FOR PROJECT OF STATE SIGNIFICANCE		31/01/2025

COX
Cox Architecture
Level 2, 167 Flinders Lane
Melbourne VIC 3000
Australia
T +61 3 9650 2288
coxarchitecture.com.au

CUMULUS
Cumulus Studio
Level 2, 141 Macquarie Street
Hobart TAS 7000
Australia
T +61 3 6231 4841
www.cumulus.studio

Scale
Scale 1:200
COLOUR PRINTING REQUIRED
0 2m 4m 10m 20m

Key Plan

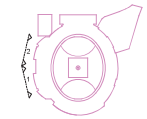

Client
MACQUARIE POINT DEVELOPMENT CORPORATION

Project No.
322070,00

Project
MACQUARIE POINT MULTIPURPOSE STADIUM
41 Evans St, Hobart TAS 7000

Acknowledgement
The Stadium Team acknowledge the traditional owners of the land, the Muwinina people, and pay respect to those that have passed before us. We acknowledge today's Tasmanian Aboriginal people, their Elders, their children, and their enduring custodianship of Lutruwita/Tasmania.

Drawing Title
FAÇADE PART ELEVATION

Document Control Status:
PoSS

Co-ordinated: Checked	Drawn: SXIPP
Project Architect: MI.I	Scale: 1 : 200 @ A0
Project Director: AR:GH	Revision Date: 31/01/2025
Drawing Number: MPMS-CXC-DR-01-A30-2000-4	Revision: P2

PLOT STYLE: DETAIL 2025/02/03 11:02:22 PM

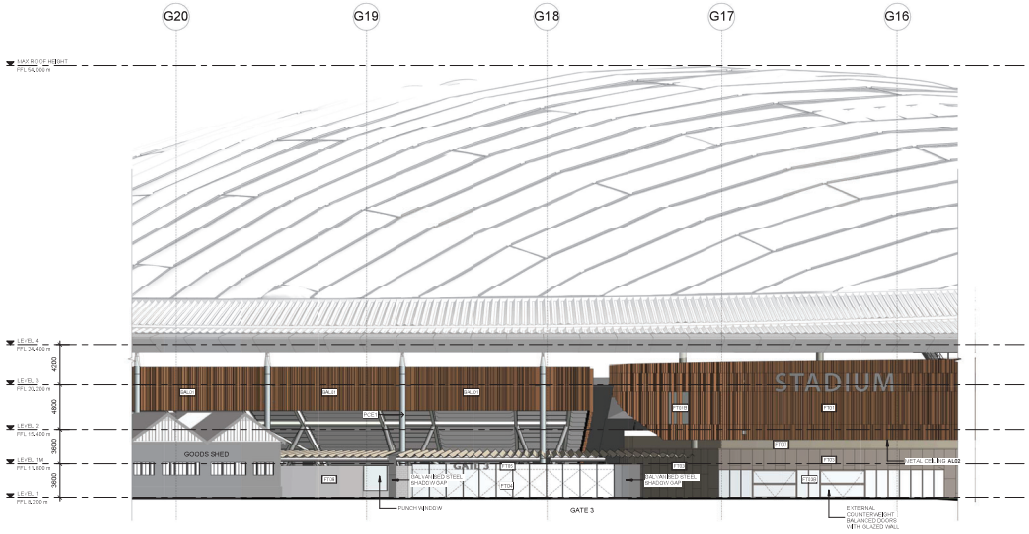

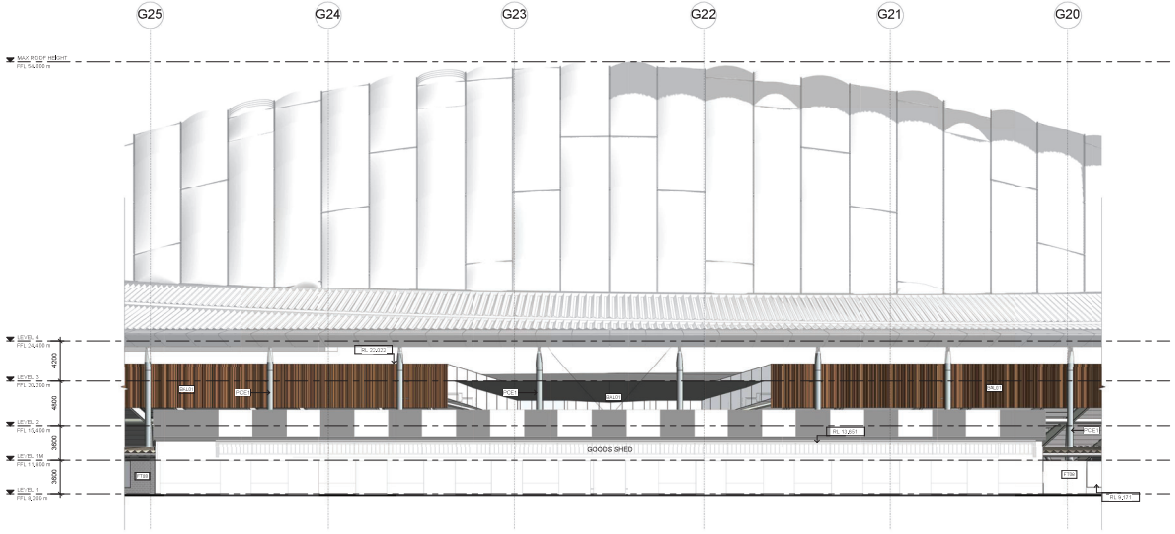

FACADE ELEVATIONS LEGEND

THIS DRAWING IS TO BE READ IN CONJUNCTION WITH ALL RELEVANT CONSULTANT DRAWINGS AND SPECIFICATION.
GRID LINE SHOWN ARE ONLY FOR INFORMATION AND LOCATION. DIMENSIONS SHALL NOT BE TAKEN FROM GRID WITHIN THIS DOCUMENT.

REFER TO 12 SERIES FOR GRID SETOUT PLAN AND LOCATION
REFER TO 20 SERIES KEY PLANS
REFER 30 SERIES FOR OVERALL ELEVATIONS
REFER TO 40 OVERALL SECTIONS & BUILDING SECTIONS

RL XX.XX	RELATIVE LEVEL (METRES) ABOVE DATUM.
T.O.P XX.XX	TOP OF PARAPET LEVEL (METRES) ABOVE DATUM.
FT XX	FAÇADE TYPE TAG

FAÇADE TYPES

FT01	EQUITONE CLADDING WITH PERFORATED ANODISED ALUMINIUM FOLDED FINS
FT01B	HIGH PERFORMANCE DGU GLAZING BEHIND PERFORATED ANODISED ALUMINIUM FOLDED FINS
FT03	SOLID POWDERCOATED ALUMINIUM METAL CLADDING, WITH PERFORATED METAL IN FRONT OF FT03C
FT03B	FRAMED WINDOW WALL GLAZING, WITH VARIOUS DOOR AND WINDOWS
FT03C	EXTRUDED ALUMINIUM LOUVRES
FT04	EXTERNAL SINGLE / DOUBLE LEAF PIVOT DOORS WITHIN GLAZED WALL
FT04B	EXTERNAL SINGLE / DOUBLE LEAF PIVOT DOORS WITHIN GLAZED WALL WITH GLULAM MULLIONS
FT05	LARGE SPAN GLAZING WALL WITH TIMBER INFILL STEEL MULLIONS
FT05B	LARGE SPAN GLAZING WALL WITH GLULAM MULLIONS
FT06	PRECAST CONCRETE WITH VARYING PANEL TYPES
FT06B	FIBRE CEMENT SHEET
FT07	RECESSED EXTRUDED ALUMINIUM LOUVRES
FT08	BLOCKWORK, CUSTOM COURSING TBC, COLOUR AND FINISH TBC
FT08B	VENTILATION BLOCKWORK COLOUR AND FINISH TBC, IN FRONT OF LOUVRES FT03C
FT10	FRAMELESS, STRUCTURAL GLAZING WALL (WITH GLAZED MULLIONS)
FT11	ANTI-REFLECTIVE, FRAMELESS, TOP AND BOTTOM FIXED, ANGLED STRUCTURAL GLAZING WALL
FT11B	ANTI-REFLECTIVE, FRAMELESS, TOP AND BOTTOM FIXED, VERTICAL, STRUCTURAL GLAZING WALL WITH ANTI-REFLECTIVE COATING
FT12	SINGLE / DOUBLE LEAF DOORS WITHIN GLAZED WALL/ALUMINIUM
FT13	BI-FOLD DOORS/ALUMINIUM)
FT14	FRAMELESS GLAZED OPERABLE PANELS INTEGRATED WITH FT11B

BALUSTRADES AND HANDRAILS EXTERNAL

BAL01	BACK OF BOWL BALUSTRADE WITH PERFORATED ANODISED ALUMINIUM FOLDED FINS AND POWDERCOATED METAL PLATES ON THE BOWL SIDE

PROTECTIVE COATING EXTERNAL (STEEL)

PCE1	STEEL PROTECTIVE COATING (3 COAT SYSTEM)

CLADDINGS

AL1	SOLID METAL CLADDING (ANODISED ALUMINIUM)
AL2	METAL CEILING CASSETTE, CUSTOM SHAPE
PC1	SOLID METAL CLADDING (POWDERCOATED)
PC2	SOLID METAL CLADDING (POWDERCOATED)
TM1	LOCALLY SOURCED TIMBER CLADDING

© COPYRIGHT COX ARCHITECTURE PTY LTD ACN 083 036 881
All forms of reproduction of this drawing in full or in part without the written permission of COX ARCHITECTURE PTY LTD constitutes an infringement of copyright.

Rev	Description	By	Date
P3	ISSUED FOR PROJECT OF STATE GUIDANCE		14/08/2024
P2	ISSUED FOR PROJECT OF STATE GUIDANCE		31/01/2025

COX Architecture
Level 2, 167 Flinders Lane
Melbourne VIC 3000
Australia

T +61 3 9650 2288
coxarchitecture.com.au

Cumulus Studio
Level 2, 141 Macquarie Street
Hobart TAS 7000
Australia

T +61 3 6231 4841
www.cumulus.studio

Scale
Scale 1:200
COLOUR PRINTING REQUIRED
0 2m 4m 10m 20m

Key Plan

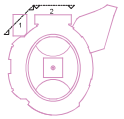

Client
MACQUARIE POINT DEVELOPMENT CORPORATION

Project No.
322070,00

Project
MACQUARIE POINT MULTIPURPOSE STADIUM
41 Evans St, Hobart TAS 7000

Acknowledgement
The Stadium Team acknowledge the traditional owners of the land, the Muwinina people, and pay respect to those that have passed before us. We acknowledge today's Tasmanian Aboriginal people, their Elders, their children, and their enduring custodianship of Lutruwita/Tasmania.

Drawing Title
FAÇADE PART ELEVATION

Document Control Status:
PoSS

Co-ordinated: Checked	Drawn: SXIPP
Project Architect: MI.II	Scale: 1 : 200 @ A0
Project Director: AR:GH	Revision Date: 31/01/2025
Drawing Number: MPMS-CXC-DR-01-A30-2000-S	Revision: P2

PLOT STYLE: BW.STB - 2025/02/03 11:07:32 PM

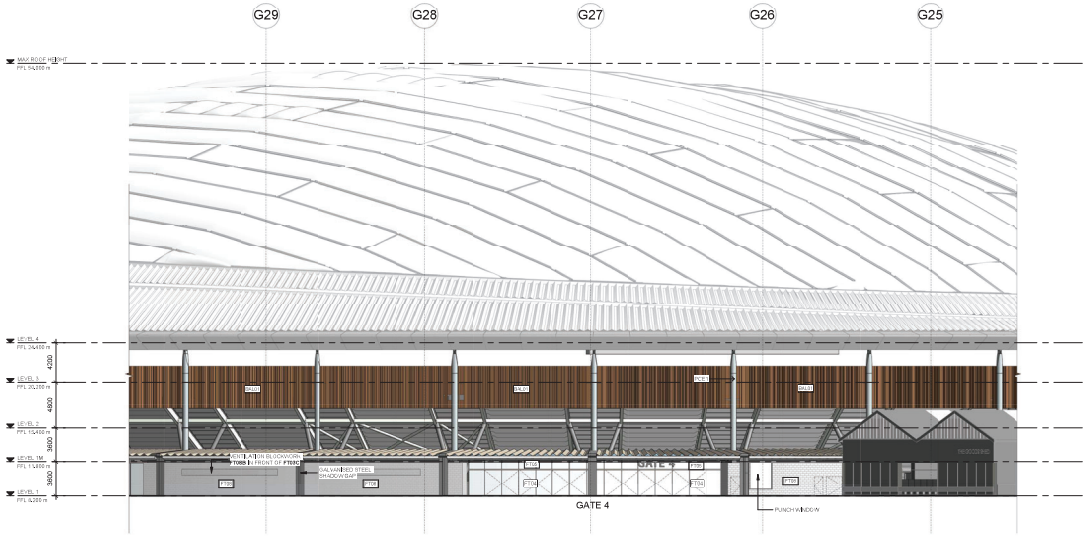



FACADE ELEVATIONS LEGEND

THIS DRAWING IS TO BE READ IN CONJUNCTION WITH ALL RELEVANT CONSULTANT DRAWINGS AND SPECIFICATION.
GRID LINE SHOWN ARE ONLY FOR INFORMATION AND LOCATION.
DIMENSIONS SHALL NOT BE TAKEN FROM GRID WITHIN THIS DOCUMENT.

REFER TO 12 SERIES FOR GRID SETOUT PLAN AND LOCATION
REFER TO 20 SERIES KEY PLANS
REFER 30 SERIES FOR OVERALL ELEVATIONS
REFER TO 40 OVERALL SECTIONS & BUILDING SECTIONS

RL XX.XX	RELATIVE LEVEL (METRES) ABOVE DATUM.
T.O.P XX.XX	TOP OF PARAPET LEVEL (METRES) ABOVE DATUM.
FT XX	FAÇADE TYPE TAG

FAÇADE TYPES

FT01	EQUITONE CLADDING WITH PERFORATED ANODISED ALUMINIUM FOLDED FINS
FT01B	HIGH PERFORMANCE DGU GLAZING BEHIND PERFORATED ANODISED ALUMINIUM FOLDED FINS
FT03	SOLID POWDERCOATED ALUMINIUM METAL CLADDING, WITH PERFORATED METAL IN FRONT OF FT03C
FT03B	FRAMED WINDOW WALL GLAZING, WITH VARIOUS DOOR AND WINDOWS
FT03C	EXTRUDED ALUMINIUM LOUVRES
FT04	EXTERNAL SINGLE / DOUBLE LEAF PIVOT DOORS WITHIN GLAZED WALL
FT04B	EXTERNAL SINGLE / DOUBLE LEAF PIVOT DOORS WITHIN GLAZED WALL WITH GLULAM MULLIONS
FT05	LARGE SPAN GLAZING WALL WITH TIMBER INFILL STEEL MULLIONS
FT05B	LARGE SPAN GLAZING WALL WITH GLULAM MULLIONS
FT06	PRECAST CONCRETE WITH VARYING PANEL TYPES
FT06B	FIBRE CEMENT SHEET
FT07	RECESSED EXTRUDED ALUMINIUM LOUVRES
FT08	BLOCKWORK, CUSTOM COURSING TBC, COLOUR AND FINISH TBC
FT08B	VENTILATION BLOCKWORK COLOUR AND FINISH TBC, IN FRONT OF LOUVRES FT03C
FT10	FRAMELESS, STRUCTURAL GLAZING WALL (WITH GLAZED MULLIONS)
FT11	ANTI-REFLECTIVE, FRAMELESS, TOP AND BOTTOM FIXED, ANGLED STRUCTURAL GLAZING WALL
FT11B	ANTI-REFLECTIVE, FRAMELESS, TOP AND BOTTOM FIXED, VERTICAL, STRUCTURAL GLAZING WALL WITH ANTI-REFLECTIVE COATING
FT12	SINGLE / DOUBLE LEAF DOORS WITHIN GLAZED WALL/ALUMINIUM
FT13	BI-FOLD DOORS/ALUMINIUM)
FT14	FRAMELESS GLAZED OPERABLE PANELS INTEGRATED WITH FT11B

BALUSTRADES AND HANDRAILS EXTERNAL

BAL01	BACK OF BOWL BALUSTRADE WITH PERFORATED ANODISED ALUMINIUM FOLDED FINS AND POWDERCOATED METAL PLATES ON THE BOWL SIDE

PROTECTIVE COATING EXTERNAL (STEEL)

PCE1	STEEL PROTECTIVE COATING (3 COAT SYSTEM)

CLADDINGS

ALT	SOLID METAL CLADDING (ANODISED ALUMINIUM)
ALZ	METAL CEILING CASSETTE, CUSTOM SHAPE
PC1	SOLID METAL CLADDING (POWDERCOATED)
PC2	SOLID METAL CLADDING (POWDERCOATED)
TM1	LOCALLY SOURCED TIMBER CLADDING

© COPYRIGHT COX ARCHITECTURE PTY LTD ACN 083 036 881
All forms of reproduction of this drawing in full or in part without the written permission of COX ARCHITECTURE PTY LTD constitutes an infringement of copyright.

Rev	Description	By	Date
P3	ISSUED FOR PROJECT DF-STATE GRANT FINANCE		14/08/2024
P2	ISSUED FOR PROJECT DF-STATE GRANT FINANCE		31/01/2025

Cox Architecture
Level 2, 107 Flinders Lane
Melbourne VIC 3000
Australia
T +61 3 9650 2288
coxarchitecture.com.au

Cumulus Studio
Level 2, 141 Macquarie Street
Hobart TAS 7000
Australia
T +61 3 6231 4841
www.cumulus.studio

Scale
Scale 1:200
COLOUR PRINTING REQUIRED
0 2m 4m 10m 20m

Key Plan

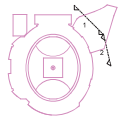

Client
MACQUARIE POINT DEVELOPMENT CORPORATION

Project No.
322070.00

Project
MACQUARIE POINT MULTIPURPOSE STADIUM
41 Evans St, Hobart TAS 7000

Acknowledgement
The Stadium Team acknowledge the traditional owners of nutheti, the Muwinina people, and pay respect to those that have passed before us. We acknowledge today's Tasmanian Aboriginal people, their Elders, their children, and their enduring custodianship of Lutruwita/Tasmania.

Drawing Title
FAÇADE PART ELEVATION

Document Control Status:
PoSS

Co-ordinated: Checked	Drawn: SXIPP
Project Architect: MR	Scale: 1 : 200 @ A0
Project Director: AR/GH	Revision Date: 31/01/2025
Drawing Number: MPMS-CXC-DR-01-A30-2000-6	Revision: P2

PLOT STAMP DATE: 31/01/2025 4:37:17 PM

© COX PROJECT COX ARCHITECTURE PTY LTD ACN 063 326 961
WITHOUT PERMISSION FROM THE COPYRIGHT OWNER. THIS DRAWING IS TO BE READ IN CONJUNCTION WITH ALL OTHER DRAWINGS AND SPECIFICATIONS. ALL DIMENSIONS TO BE CHECKED ON SITE. REPORT DISCREPANCIES TO COX PROJECT

Rev	Description	By	Date
P1	ISSUED FOR PROJECT OF STATE (SHALL) ADVICE		16/04/2020
P2	ISSUED FOR PROJECT OF STATE (SHALL) ADVICE		31/01/2020



FT01

EQUITONE CLADDING WITH PERFORATED ANODISED ALUMINIUM FOLDED FINS



FT01B

HIGH PERFORMANCE DGU GLAZING BEHIND PERFORATED ANODISED ALUMINIUM FOLDED FINS

FT03

SOLID POWDERCOATED ALUMINIUM METAL CLADDING, WITH PERFORATED METAL IN FRONT OF LOUVRES FT03C

FT03B

FRAMED WINDOW WALL GLAZING, WITH VARICUS DOOR AND WINDOWS



FT03C

EXTRUDED ALUMINIUM LOUVRES



FT04

EXTERNAL SINGLE / DOUBLE LEAF PIVOT DOORS WITHIN GLAZED WALL

FT04B

EXTERNAL SINGLE / DOUBLE LEAF PIVOT DOORS WITHIN GLAZED WALL WITH GLULAM MULLIONS



FT05

LARGE SPAN GLAZING WALL WITH TIMBER INFILL STEEL MULLIONS

FT05B

LARGE SPAN GLAZING WALL WITH GLULAM MULLIONS

FT06

PRECAST CONCRETE WITH VARYING PANEL TYPES

FT06B

FIBRE CEMENT SHEET



FT07

RECESSED EXTRUDED ALUMINIUM LOUVRES

FT08

BLOCKWORK, CUSTOM COURSING TBC, COLOUR AND FINISH TBC



FT08B

VENTILATION BLOCKWORK COLOUR AND FINISH TBC, IN FRONT OF LOUVRES FT03C

COX
Cox Architecture
Level 2, 147 Flinders Lane
Melbourne VIC 3000
Australia
T + 61 3 9650 7266
coxarchitecture.com.au

CUMULUS
Cumulus Studio
Level 2, 147 Macquarie Street
Hobart TAS 7000
Australia
T + 61 3 6231 4641
www.cumulusstudio

Scale

Key Plan

Client
MACQUARIE POINT DEVELOPMENT CORPORATION

Project No.
322070.00

Project
MACQUARIE POINT MULTIPURPOSE STADIUM
41 Evans St, Hobart TAS 7000

Acknowledgement
The Stadium Team acknowledge the traditional owners of this land, the Muwinina people, and pay respect to those that have passed before us. We acknowledge Tasks A Tasmanian Aboriginal people, the Palawa, their Elders, and their enduring custodianship of Lutruwita/Tasmania.

Drawing Title
EXTERNAL MATERIALS SCHEDULE

Document Control Status:
PoSS

Co-ordinated: BXMM	Drawn: SX
Project Architect: JULI	Scale: @ A2
Project Director: ARGH	Revision Date: 31/01/2020
Drawing Number: MPMS-CXC-DR-01-A30-2000-7	Revision: P2

P:\CT STAGE SHTS\ 2400\2021-01-31 3:17 PM

FT10

FRAMELESS, FULL HEIGHT STRUCTURAL GLAZING WALL (WITH GLAZED MULLIONS)



FT11

ANTI-REFLECTIVE, FRAMELESS, TOP AND BOTTOM FIXED, ANGLED STRUCTURAL GLAZING WALL

FT11B

ANTI-REFLECTIVE, FRAMELESS, TOP AND BOTTOM FIXED, VERTICAL STRUCTURAL GLAZING WALL WITH ANTI-REFLECTIVE COATING

FT12

SINGLE / DOUBLE LEAF DOORS WITHIN GLAZED WALL.(ALUMINIUM)

FT13

BI-FOLD DOORS (ALUMINIUM)



FT14

FRAMELESS GLAZED OPERABLE PANELS INTEGRATED WITH FT11B



BAL01

BACK OF BOWL BALUSTRADE WITH PERFORATED ANODISED ALUMINIUM FOLDED FINS AND POWDERCOATED METAL PLATES ON THE BOWL SIDE



PCE1

STEEL PROTECTIVE COATING (3 COAT SYSTEM)

AL01

SOLID METAL CLADDING (ANODISED ALUMINIUM)

AL02

METAL CEILING CASSETTE, CUSTOM SHAPE

BAL02 DELETED

PC01

SOLID METAL CLADDING (POWDERCOATED)

PC02

SOLID METAL CLADDING (POWDERCOATED)



TM01

LOCALLY SOURCED TIMBER CLADDING

© COX ARCHITECTURE PTY LTD ACN 063 326 961
IN FURTHERANCE OF PROFESSIONAL DUTY, THE COPYRIGHT IN THIS DOCUMENT IS HELD BY COX ARCHITECTURE PTY LTD. COPYRIGHT IS RESERVED. NO PART OF THIS DOCUMENT MAY BE REPRODUCED OR COPIED WITHOUT THE WRITTEN PERMISSION OF COX ARCHITECTURE PTY LTD. CONTACT COX ARCHITECTURE FOR ADVICE ON COPYRIGHT.

Rev	Description	By	Date
P1	ISSUED FOR PROJECT OF STATE (SHALL) ADVICE		18/08/2020
P2	ISSUED FOR PROJECT OF STATE (SHALL) ADVICE		31/01/2025

COX

Cox Architecture
Level 2, 147 Flinders Lane
Melbourne VIC 3000
Australia

T + 61 3 9650 7266
coxarchitecture.com.au

CUMULUS

Cumulus Studio
Level 2, 147 Macquarie Street
Hobart TAS 7000
Australia

T + 61 3 6231 4641
www.cumulusstudio

Scale

Key Plan

Client
MACQUARIE POINT DEVELOPMENT CORPORATION

Project No.
322070.00

Project
MACQUARIE POINT MULTIPURPOSE STADIUM
41 Evans St, Hobart TAS 7000

Acknowledgement
The Stadium Team acknowledge the traditional owners of this land, the Muwinina people, and pay respect to those that have passed before us. We acknowledge today's Aboriginal people, the Palawa, their Elders, and their enduring custodianship of Lutruwita/Tasmania.

Drawing Title
EXTERNAL MATERIALS SCHEDULE

Document Control Status:
PoSS

Co-ordinated: EXMM	Drawn: SX
Project Architect: JULI	Scale: @ A2
Project Director: ARGH	Revision Date: 31/01/2025
Drawing Number: MPMS-CXC-DR-01-A30-2000-8	Revision: P2

PLOT STAMP DATE: 04/02/2025 1:43:54 PM

© COX PROJECT (DS) ARCHITECTURE PTY LTD ACN 063 538 687
WITHOUT PRIOR PERMISSION OR OTHERWISE IN ACCORDANCE WITH THE COPYRIGHT ACT, THIS DOCUMENT MAY NOT BE REPRODUCED OR TRANSMITTED IN ANY FORM OR BY ANY MEANS WHATSOEVER WITHOUT THE PRIOR WRITTEN PERMISSION OF COX PROJECT (DS) ARCHITECTURE PTY LTD. CONTACT COPYRIGHT@COXARCHITECTURE.COM.AU FOR PERMISSION.

Rev	Description	By	Date
P1	ISSUED FOR PROJECT OF STATE (SHALL) ADVICE		15.04.2020
P2	ISSUED FOR PROJECT OF STATE (SHALL) ADVICE		17.21.2020

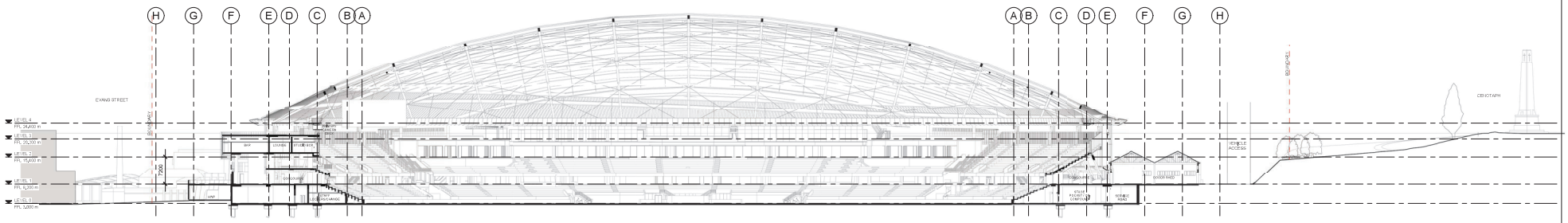



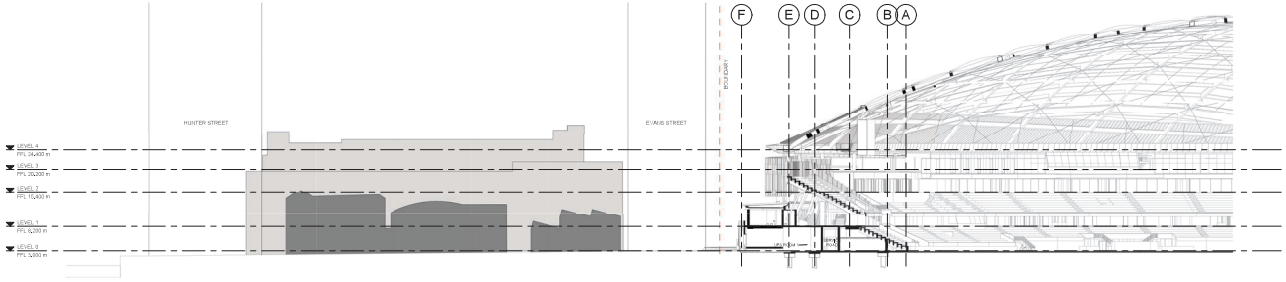

COX

Cox Architecture
Level 2, 127 Flinders Lane
Melbourne VIC 3000
Australia

T + 61 3 9650 7266
coxarchitecture.com.au

CUMULUS

Cumulus Studio
Level 2, 147 Macquarie Street
Hobart TAS 7000
Australia

T + 61 3 6231 4641
www.cumulusstudio

Scale

Scale 1:500

0 5000mm 10000mm 25000mm 50000mm

Zone

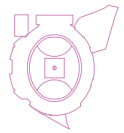

Client

Macquarie Point Development Corporation

Project No.

322070.00

Project

MACQUARIE POINT MULTIPURPOSE STADIUM

41 Evans St, Hobart TAS 7000

Acknowledgement

The Stadium Team acknowledge the traditional owners of the land, the Muwinina people, and pay respect to those that have passed before us. We acknowledge Uber A, Tasmanian Aboriginal people, the Palawa, their Elders, and their enduring custodianship of Lutruwita/Tasmania.

Drawing Title

SITE SECTIONS

Document Control Status:

PoSS

Co-ordinated: PRWM	**Drawn:** CA
Project Architect: JULI	**Scale:** 1 : 400 @ A0
Project Director: ARGH	**Revision Date:** 31.21.2020
Drawing Number: MPMS-CXC-DR-01-A40-0000-0	**Revision:** P2

PLOT STAMP DATE: 24/07/2020 4:40:14 PM

© COX PROJECT COX ARCHITECTURE PTY LTD ACN 063 326 697
WITHOUT PERMISSION OR OF THE OWNER IN BUILDING WHICH THE DOCUMENT PERTAINS, OR COX ARCHITECTURE PTY LTD, COPYING OR REPRODUCTION OF COPYRIGHT

Rev	Description	By	Date
P1	ISSUED FOR PROJECT OF STATE (SHIELD) ADVICE		15.04.2020
P2	ISSUED FOR PROJECT OF STATE (SHIELD) ADVICE		17.21.2020

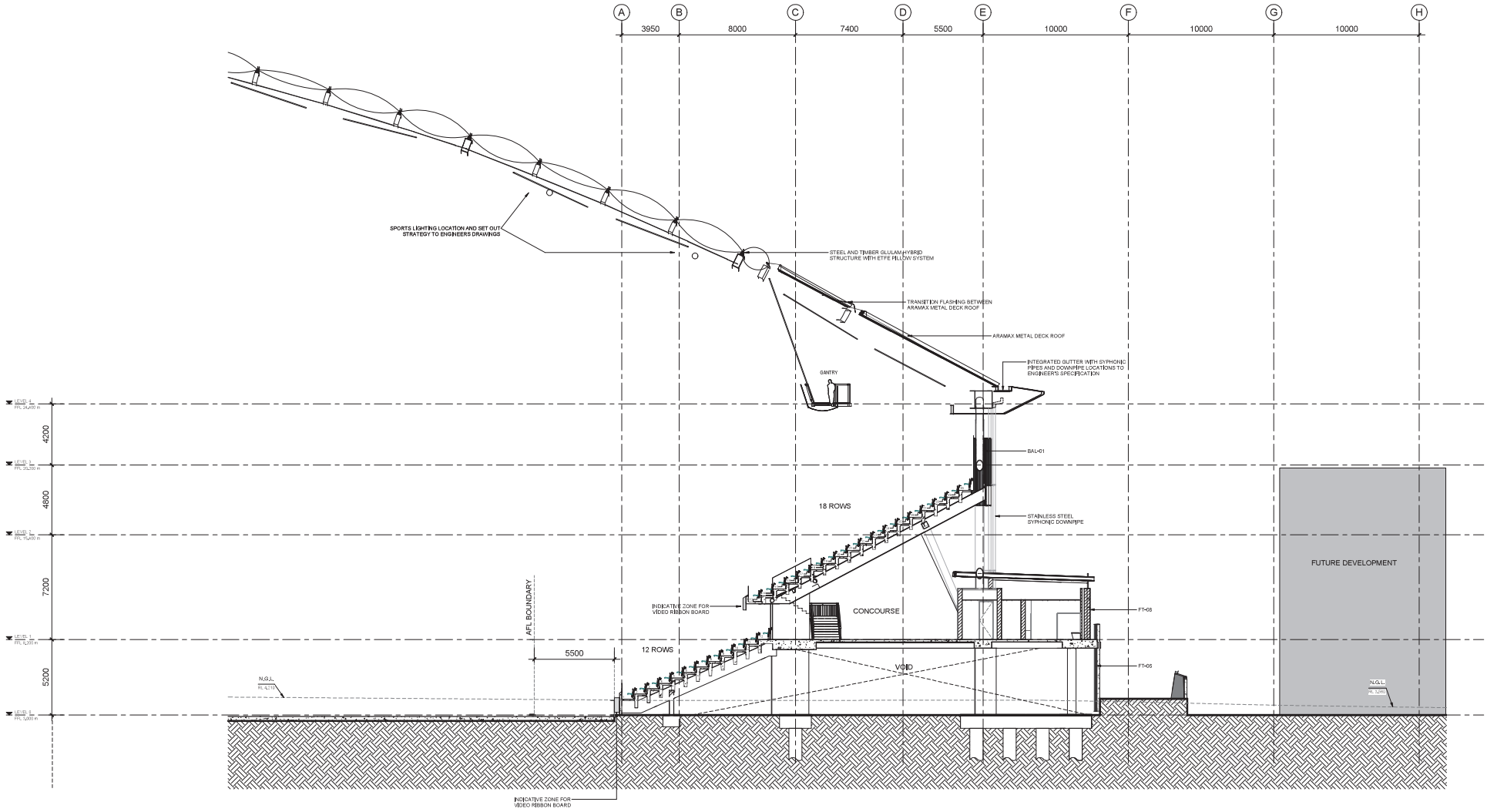

COX

Cox Architecture
Level 2, 157 Flinders Lane
Melbourne VIC 3000
Australia

T + 61 3 9650 2366
coxarchitecture.com.au

CUMULUS

Cumulus Studio
Level 2, 147 Macquarie Street
Hobart TAS 7000
Australia

T + 61 3 6231 4641
www.cumulusstudio

Scale

Scale 1:100

0 1000mm 2000mm 5000mm 10000mm

Zone

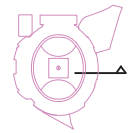

Client

Macquarie Point Development Corporation

Project No.

322070.00

Project

MACQUARIE POINT MULTIPURPOSE STADIUM

41 Evans St, Hobart TAS 7000

Acknowledgement

The Stadium Team acknowledge the traditional owners of the land, the Muwinina people, and pay respect to those that have passed before us. We acknowledge Tasks A Tasmanian Aboriginal people, the Palawa, their Elders, and their enduring custodianship of Lutruwita/Tasmania.

Drawing Title

BUILDING SECTIONS - EAST

Document Control Status:

PoSS

Co-ordinated: PRMM	Drawn: CA
Project Architect: JULI	Scale: 1:100 @ A0
Project Director: ARGH	Revision Date: 31.01.2020
Drawing Number: MPMS-CXC-DR-01-A40-0010-0	Revision: P2

PLOT STAMP DATE: 04/02/2020 4:41:07 PM

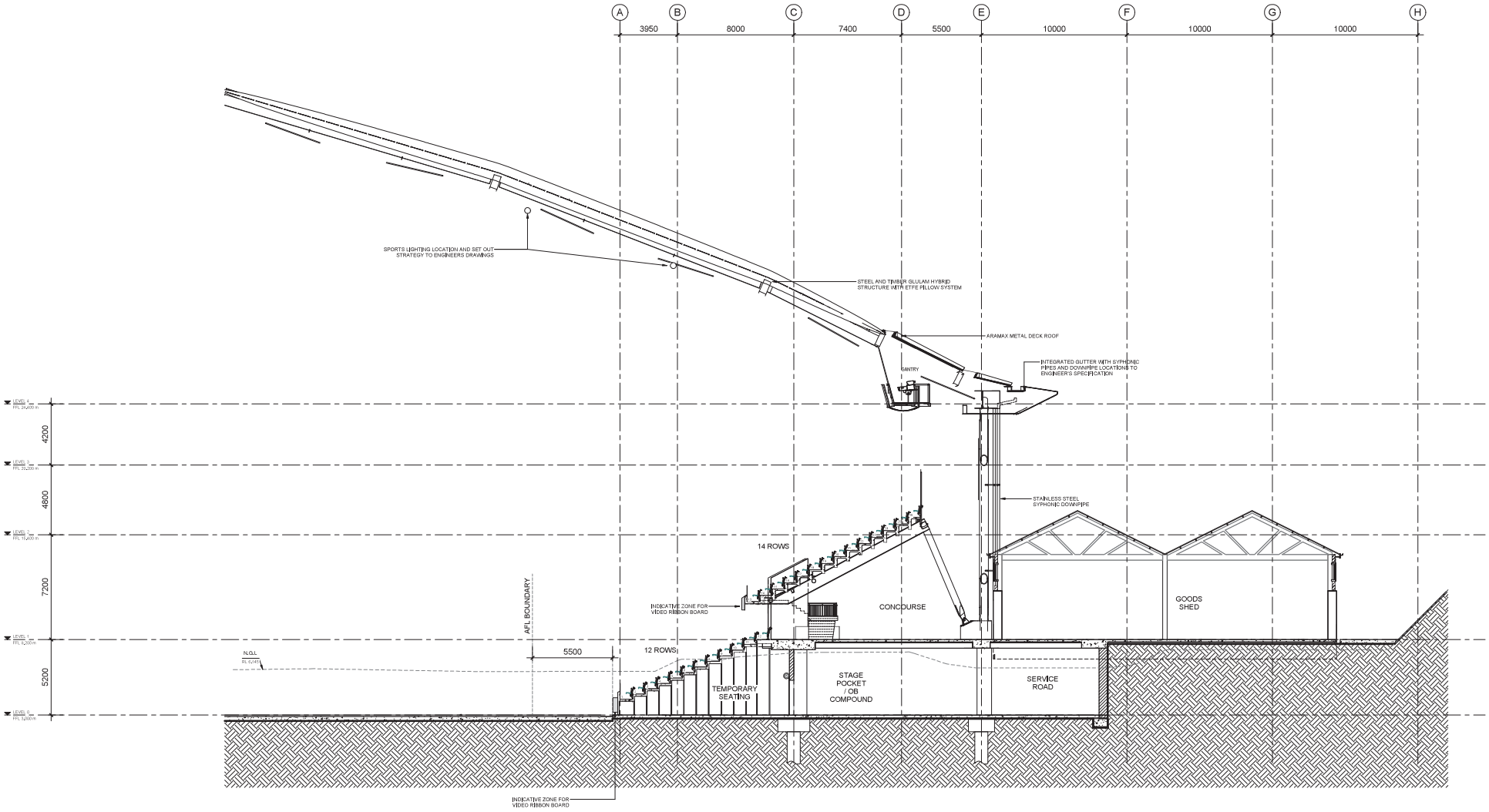

© COX ARCHITECTURE PTY LTD ACN 063 326 697
WARNING: REPRODUCTION OR TRANSMISSION IN WHOLE OR IN PART WITHOUT THE WRITTEN PERMISSION OF COX ARCHITECTURE PTY LTD CONSTITUTES AN INFRINGEMENT OF COPYRIGHT

Rev	Description	By	Date
P1	ISSUED FOR PROJECT OF STATE (SHIP) ADVICE		15.04.2025
P2	ISSUED FOR PROJECT OF STATE (SHIP) ADVICE		17.21.2025

COX
Cox Architecture
Level 2, 127 Flinders Lane
Melbourne VIC 3000
Australia
T + 61 3 9650 7266
coxarchitecture.com.au

CUMULUS
Cumulus Studio
Level 2, 147 Macquarie Street
Hobart TAS 7000
Australia
T + 61 3 6231 4641
www.cumulusstudio

Scale
Scale 1:100
0 1000mm 2000mm 5000mm 10000mm

Zone

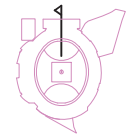

Client
Macquarie Point Development Corporation

Project No.
322070.00

Project
MACQUARIE POINT MULTIPURPOSE STADIUM
41 Evans St, Hobart TAS 7000

Acknowledgement
The Stadium Team acknowledge the traditional owners of the land, the Muwinina people, and pay respect to those that have passed before us. We acknowledge Tasmanian Aboriginal people, the Palawa, their Elders, and their enduring custodianship of Lutruwita/Tasmania.

Drawing Title
BUILDING SECTIONS - NORTH

Document Control Status:
PoSS

Co-ordinated: PRMM	Drawn: CA
Project Architect: JULI	Scale: 1:100 @ A0
Project Director: ARGH	Revision Date: 31.01.2025
Drawing Number: MPMS-CXC-DR-01-A40-0011-0	Revision: P2

PLOT STAMP DATE: 04/02/2025 4:41:53 PM

© COPYRIGHT COX ARCHITECTURE PTY LTD ACN 063 326 697
WITHOUT PERMISSION OR OF THE OWNER IN WHOSE BEHALF IT WAS PREPARED THE CONTENTS HEREIN ARE THE COPYRIGHT OF COX ARCHITECTURE PTY LTD. COPYRIGHT IS RESERVED.

Rev	Description	By	Date
P1	ISSUED FOR PROJECT OF STATE (SHELTER) ADVICE		15.04.2020
P2	ISSUED FOR PROJECT OF STATE (SHELTER) ADVICE		17.21.2020

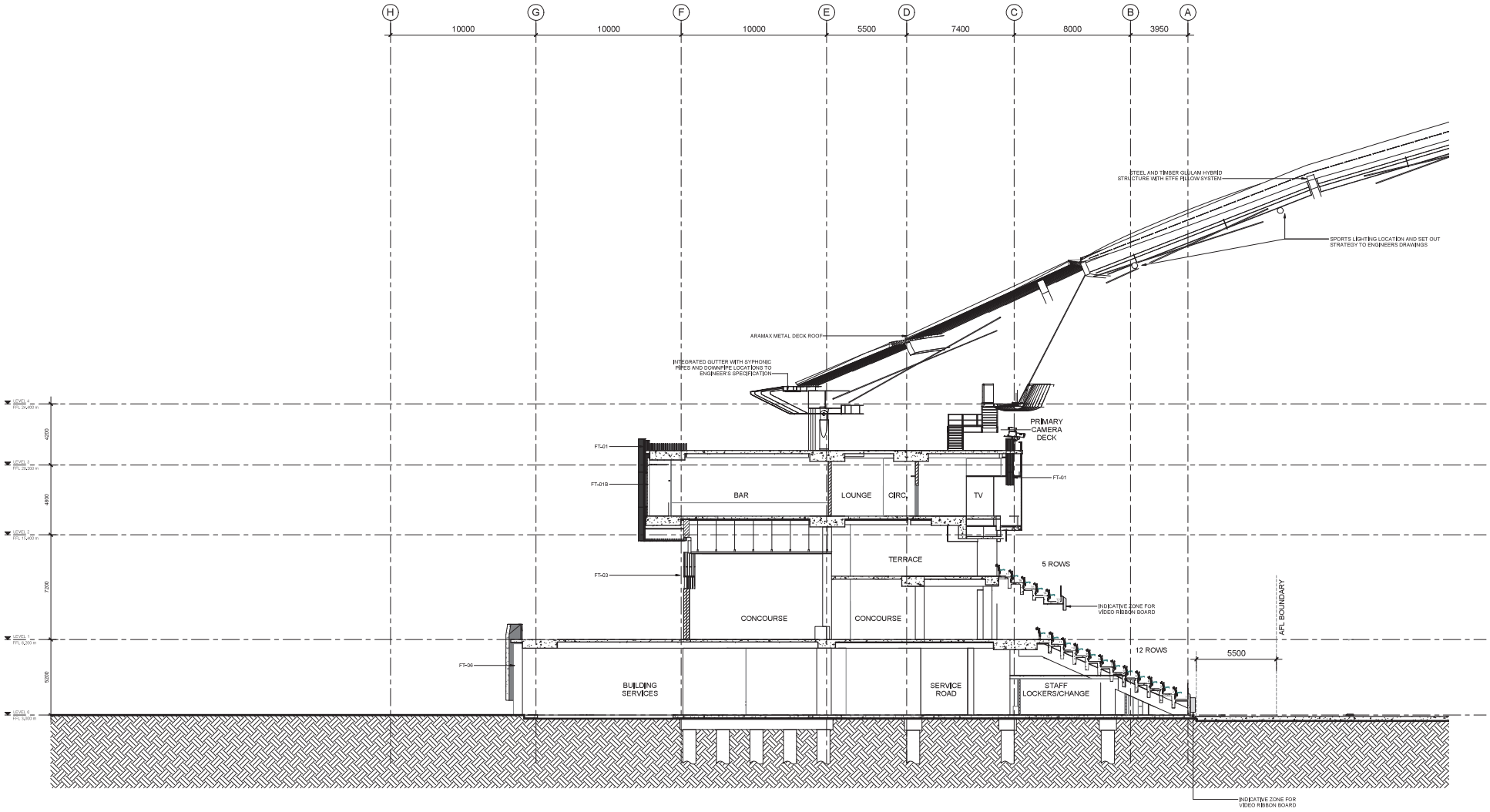

COX

Cox Architecture
Level 2, 127 Flinders Lane
Melbourne VIC 3000
Australia

T + 61 3 9650 7266
coxarchitecture.com.au

CUMULUS

Cumulus Studio
Level 2, 147 Macquarie Street
Hobart TAS 7000
Australia

T + 61 3 6231 4641
www.cumulusstudio

Scale

Scale 1:100

0 1000mm 2000mm 5000mm 10000mm

Zone

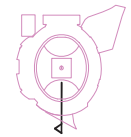

Client

Macquarie Point Development Corporation

Project No.

322070.00

Project

MACQUARIE POINT MULTIPURPOSE STADIUM

41 Evans St, Hobart TAS 7000

Acknowledgement

The Stadium Team acknowledge the traditional owners of the land, the Muwinina people, and pay respect to those that have passed before us. We acknowledge Julie A. Kerrison Aboriginal people, the Palawa, their Elders, and their enduring custodianship of Lutruwita/Tasmania.

Drawing Title

BUILDING SECTIONS - SOUTH

Document Control Status:

PoSS

Co-ordinated: PRWM	Drawn: CA
Project Architect: JULI	Scale: 1 : 100 @ A0
Project Director: ARGH	Revision Date: 31.01.2020
Drawing Number: MPMS-CXC-DR-01-A40-0012-0	Revision: P2

PLOT STAMP DATE: 04/02/2020 4:24:47 PM

© COX PROJECT (QLD) ARCHITECTURE PTY LTD ACN 003 538 687
WITHOUT PRIOR PERMISSION OR OF THE OWNER IN BUILDING WHICH THE DRAWING RELATES, THIS DRAWING MAY NOT BE REPRODUCED OR DISCLOSED. WARNING: BREACH OF COPYRIGHT

Rev	Description	By	Date
P1	ISSUED FOR PROJECT OF STATE (BUILT) ADVICE		15.04.2020
P2	ISSUED FOR PROJECT OF STATE (BUILT) ADVICE		17.21.2020

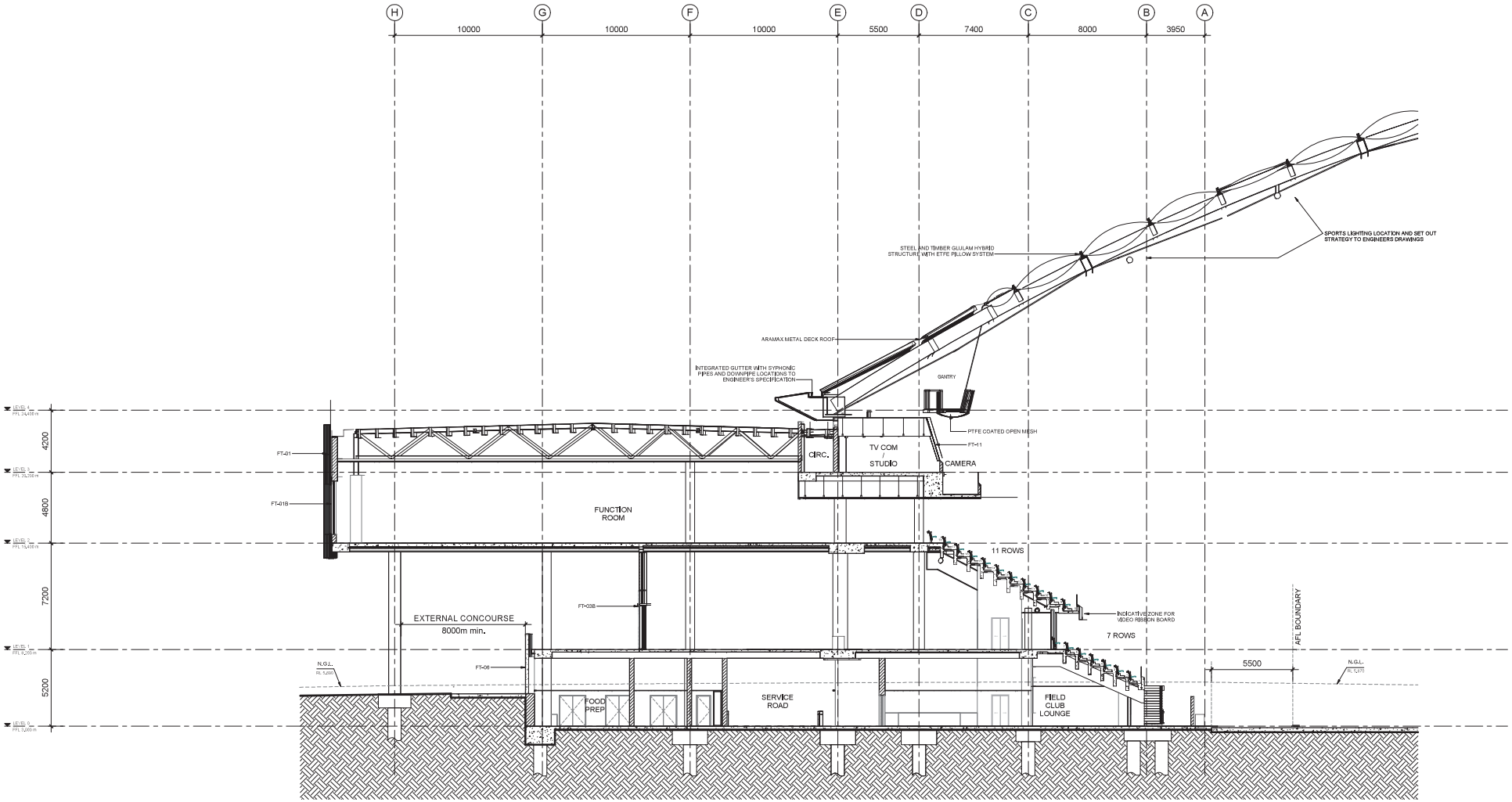

COX

Cox Architecture
Level 2, 127 Flinders Lane
Melbourne VIC 3000
Australia

T + 61 3 9650 7266
coxarchitecture.com.au

CUMULUS

Cumulus Studio
Level 2, 147 Macquarie Street
Hobart TAS 7000
Australia

T + 61 3 6231 4641
www.cumulusstudio

Scale

Scale 1:100

0 1000mm 2000mm 5000mm 10000mm

Zone

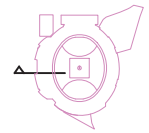

Client

Macquarie Point Development Corporation

Project No.

322070.00

Project

MACQUARIE POINT MULTIPURPOSE STADIUM

41 Evans St, Hobart TAS 7000

Acknowledgement

The Stadium Team acknowledge the traditional owners of the land, the Muwinina people, and pay respect to those that have passed before us. We acknowledge Tasks A Tasmanian Aboriginal people, the Palawa, their Elders, and their enduring custodianship of Lutruwita/Tasmania.

Drawing Title

BUILDING SECTIONS - WEST

Document Control Status:

PoSS

Co-ordinated: PRMM	Drawn: CA
Project Architect: JULI	Scale: 1 : 100 @ A0
Project Director: ARGH	Revision Date: 31.01.2020
Drawing Number: MPMS-CXC-DR-01-A40-0013-0	Revision: P2

PLOT STAMP DATE: 04/02/2020 4:24:21 PM

© COPYRIGHT COX ARCHITECTURE PTY LTD ACN 063 539 687
WITHOUT PERMISSION IN WRITING BY THE OWNER IN ITS SOLE DISCRETION THIS DOCUMENT MAY NOT BE REPRODUCED OR TRANSMITTED IN ANY FORM OR BY ANY MEANS WHATSOEVER

Rev	Description	By	Date
P1	ISSUED FOR PROJECT OF STATE (SHALL) ADVICE		15.04.2020
P2	ISSUED FOR PROJECT OF STATE (SHALL) ADVICE		17.21.2020

SOLAR STUDIES - SUMMER SOLSTICE, 22ND OF DECEMBER

EXISTING CONDITIONS: DEC 22 - 9AM
1:5000

PROPOSED CONDITIONS: DEC 22 - 9AM
1:5000

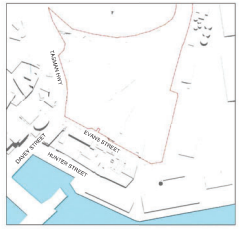

EXISTING CONDITIONS: DEC 22 - 12PM
1:5000

PROPOSED CONDITIONS: DEC 22 - 12PM
1:5000

EXISTING CONDITIONS: DEC 22 - 3PM
1:5000

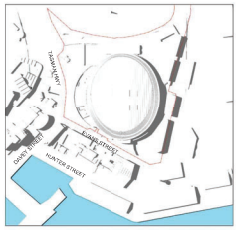

PROPOSED CONDITIONS: DEC 22 - 3PM
1:5000

SOLAR STUDIES - SUMMER SOLSTICE, 22ND OF MARCH

EXISTING CONDITIONS: MARCH 22 - 9AM
1:5000

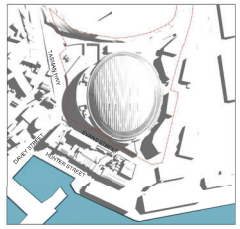

PROPOSED CONDITIONS: MARCH 22 - 9AM
1:5000

EXISTING CONDITIONS: MARCH 22 - 12PM
1:5000

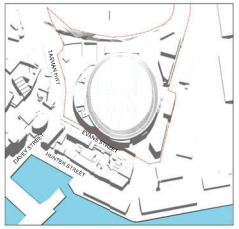

PROPOSED CONDITIONS: MARCH 22 - 12PM
1:5000

EXISTING CONDITIONS: MARCH 22 - 3PM
1:5000

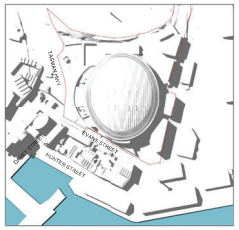

PROPOSED CONDITIONS: MARCH 22 - 3PM
1:5000

SOLAR STUDIES - SUMMER SOLSTICE, 22ND OF JUNE



EXISTING CONDITIONS: JUNE 22 - 9AM
1:5000

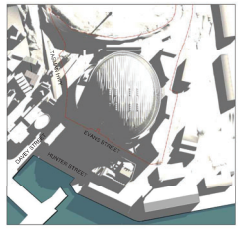

PROPOSED CONDITIONS: JUNE 22 - 9AM
1:5000

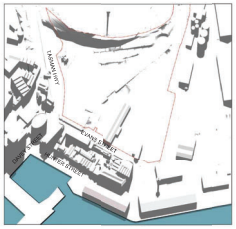

EXISTING CONDITIONS: JUNE 22 - 12PM
1:5000



PROPOSED CONDITIONS: JUNE 22 - 12PM
1:5000



EXISTING CONDITIONS: JUNE 22 - 3PM
1:5000



PROPOSED CONDITIONS: JUNE 22 - 3PM
1:5000

COX

Cox Architecture
Level 2, 127 Flinders Lane
Melbourne VIC 3000
Australia

T + 61 3 9650 3200
coxarchitecture.com.au

CUMULUS

Cumulus Studio
Level 2, 147 Macquarie Street
Hobart TAS 7000
Australia

T + 61 3 6231 4641
www.cumulusstudio

Scale

Zone

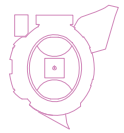

Client
Macquarie Point Development Corporation

Project No.
322070.00

Project
MACQUARIE POINT MULTIPURPOSE STADIUM
41 Evans St, Hobart TAS 7000

Acknowledgement
The Stadium Team acknowledge the traditional owners of this land, the Muwinina people, and pay respect to those that have passed before us. We acknowledge today's Aboriginal people, the Palawa, their Elders, and their enduring custodianship of Lutruwita/Tasmania.

Drawing Title
SOLAR STUDIES

Document Control Status:
PoSS

Co-ordinated: JULI	Drawn: CA
Project Architect: JULI	Scale: @ A2
Project Director: ARGH	Revision Date: 31.01.2020
Drawing Number: MPMS-CXC-DR-01-A80-0000	Revision: P2

PLOT STAMP DATE: 04/02/2020 2:14:47 PM

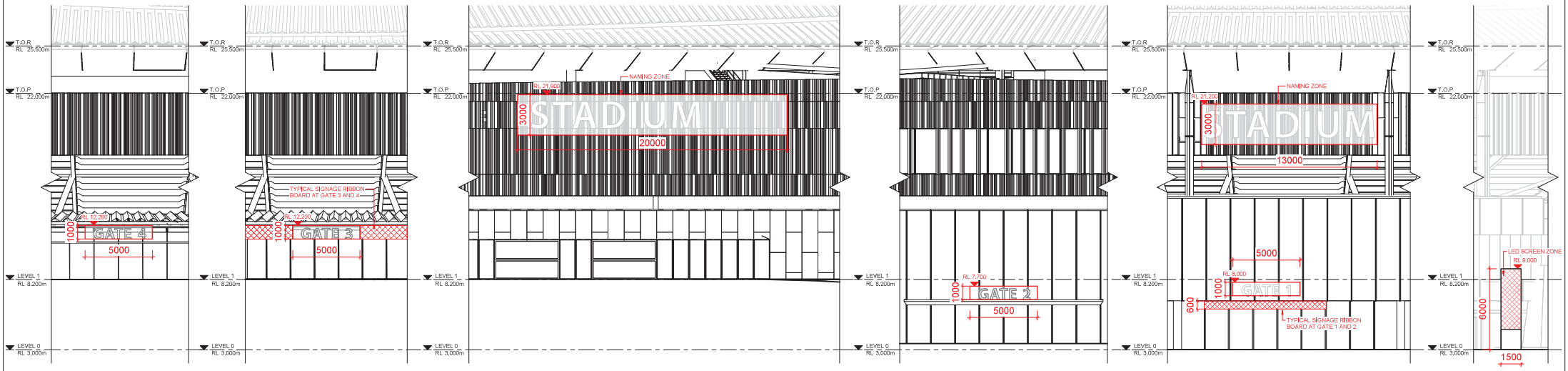

COX

Cox Architecture
Level 2, 157 Flinders Lane
Melbourne VIC 3000
Australia

T +61 3 9663 3288
coxarchitecture.com.au

Project:	MACQUARIE POINT MULTIPURPOSE STADIUM 41 Evans St, Hobart TAS 7000
Acknowledgement:	In the language of the Palawa / Pakana people this site is known as Nipaluna.
Drawing Title:	STADIUM NAMING ZONE
Scale:	1 : 100 @ A0
Date:	29/01/2026
Revision:	
Drawing Number:	ASK-120

PLOT STAMP DATE: 30/01/2026 3:29 PM